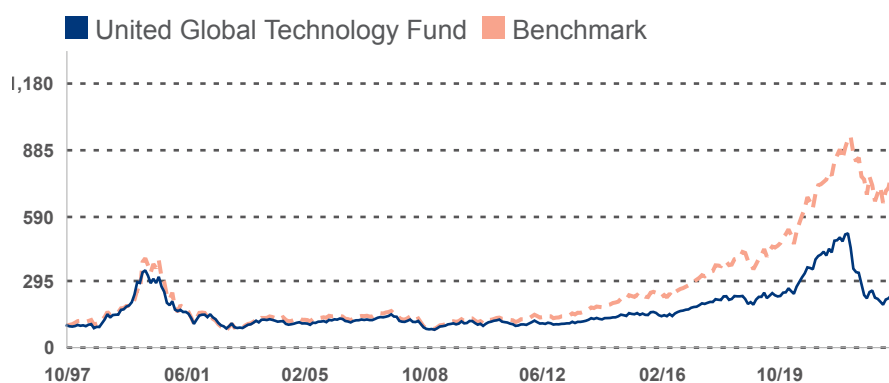


United Global Technology Fund

Investment Objective

The investment objective of the Fund is to achieve long-term capital appreciation by investing in securities of companies in the information technology sector globally i.e., computer hardware and software; multimedia products and services; data processing and services; and financial services companies disseminating market, economic and financial information and other companies involved extensively in other areas of technology such as biotechnology, agriculture and health-care.

Fund Performance Since Inception in Base Currency



Fund performance is calculated on a NAV to NAV basis.

Benchmark: Since Inception - Oct 98 : 20% Dow Jones ex Japan, 80 % NASDAQ Index; Nov 98 - Dec 03 : 100% Dow Jones Technology Index; Jan 04 - Feb 17 : MSCI World Information Technology Index ; 27 Feb 17 - present : MSCI All Country World Information Technology Index

| Performance | Cumulative Performance (%) | | | | Annualised Performance (%) | | | |
|--------------------------------------|----------------------------|------|-------|--------|----------------------------|-------|-------|--------------|
| | 1M | 3M | 6M | 1Y | 3Y | 5Y | 10Y | Since Incept |
| Fund NAV to NAV | -2.20 | 6.06 | 4.62 | -19.82 | -5.76 | 0.95 | 7.70 | 3.30 |
| Fund (Charges applied [^]) | -7.09 | 0.76 | -0.61 | -23.83 | -7.36 | -0.08 | 7.15 | 3.09 |
| Benchmark | -0.30 | 9.96 | 11.52 | 0.61 | 14.05 | 15.70 | 18.18 | 8.35 |

Source: Morningstar. Performance as at 30 April 2023, SGD basis, with dividends and distributions reinvested, if any. Performance figures for 1 month till 1 year show the % change, while performance figures above 1 year show the average annual compounded returns. Since inception performance under 1 year is not annualised.

[^]Includes the effect of the current subscription fee that is charged, which an investor might or might not pay.

Fund Information

Fund Size

SGD 8.35 mil

Base Currency

SGD

Fund Ratings



as of 30 April 2023

Contact Details

UOB Asset Management Ltd
80 Raffles Place #03-00
UOB Plaza 2
Singapore 048624

Hotline

1800 22 22 228(8am to 8pm daily, Singapore time)

Email

uobam@UOBGroup.com

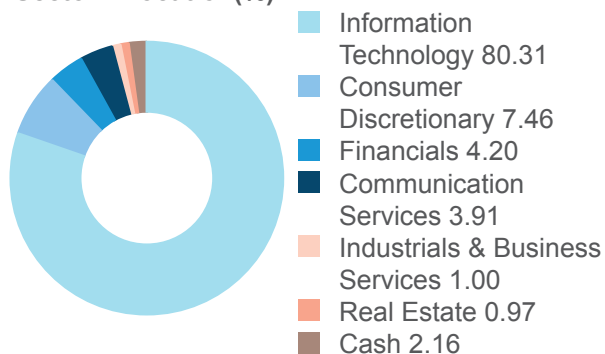
Website

uobam.com.sg

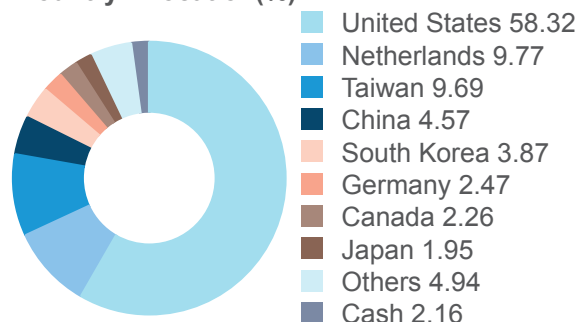
United Global Technology Fund

Portfolio Characteristics

Sector Allocation(%)



Country Allocation(%)



Top 10 Holdings(%)

| | |
|------------------------------------|------------------------|
| Apple | Advanced Micro Devices |
| Taiwan Semiconductor Manufacturing | Samsung Electronics |
| Microsoft | ServiceNow |
| NVIDIA | SAP |
| ASML Holding | Synopsys |

Share Class Details

| Share Class | NAV Price | Bloomberg Ticker | ISIN Code | Inception Date | Subscription mode |
|-------------|-----------|------------------|--------------|----------------|-------------------|
| – | SGD 2.221 | UOBGTEI SP | SG9999001192 | Oct 97 | Cash, SRS |

| Share Class | Min. initial investment | Min. subsequent investment | Subscription fee(%) | Annual management fee(%) |
|-------------|-------------------------|----------------------------|---------------------|--------------------------|
| – | SGD 1,000 | SGD 500 | 5 | 1.75 |

United Global Technology Fund

Important Notice & Disclaimers

Investors should consider carefully whether to subscribe for units in the base currency of the Fund or for units in various classes which are denominated in their respective currencies. The difference in the performances of the Fund in various currencies, if applicable, is a reflection of fluctuating exchange rates during the relevant period.

A prospectus for the fund(s) (the "Fund(s)") may be obtained from the Manager or any of its appointed distributors. Investors should read the prospectus before deciding whether to subscribe for or purchase units in the Fund(s) ("Units"). All applications for Units must be made on application forms accompanying the prospectus or otherwise as described in the prospectus. **Past performance of the Fund(s) or the Manager and any prediction, projection or forecast on the economy or markets are not necessarily indicative of the future or likely performance of the Fund(s) or the Manager.** Any extraordinary performance may be due to exceptional circumstances which may not be sustainable. The value of Units and any income from the Fund(s) may fall as well as rise, and is likely to have high volatility due to the investment policies and/or portfolio management techniques employed by the Fund(s). The above information is strictly for general information only and must not be construed as an offer or solicitation to deal in Units, nor a recommendation to invest in any company mentioned herein. Investments in unit trusts are not obligations of, deposits in, or guaranteed or insured by UOB, UOBAM, or any affiliates or distributors. The Fund may use or invest in financial derivative instruments and you should be aware of the risks associated with investments in financial derivative instruments which are described in the Fund's prospectus. An investment in unit trusts is subject to investment risks and foreign exchange risks, including the possible loss of the principal amount invested. Investors may wish to seek advice from a financial adviser before making a commitment to invest in Units. In the event an investor chooses not to seek advice from a financial adviser, the investor should consider carefully whether the Fund(s) is/are suitable for him.

This advertisement has not been reviewed by the Monetary Authority of Singapore.

UOB Asset Management Ltd Company Reg No. 198600120Z



RIGHT BY YOU