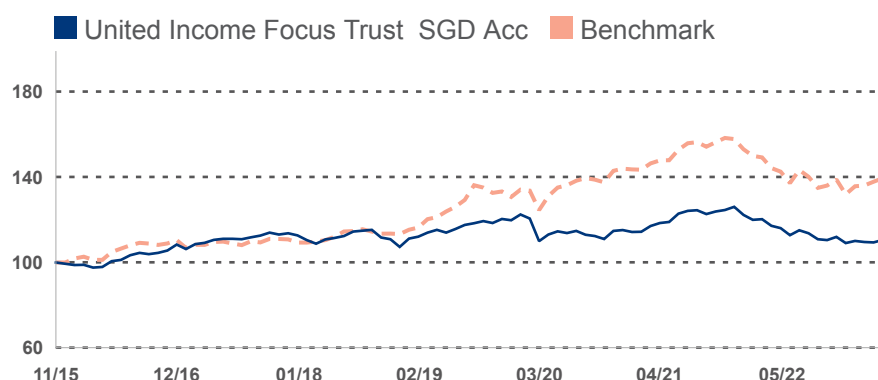


# United Income Focus Trust

## Investment Objective

The fund aims to provide regular income to investors with a secondary focus on capital appreciation over the medium to long term by investing globally in a diverse set of traditional and alternative asset classes. The investment universe of the fund will be broad, encompassing traditional asset classes (for example, equities and fixed income securities) and alternative asset classes (for example, real estate investment trusts, convertibles, preferred securities and currencies).

## Fund Performance Since Inception in Base Currency



Fund performance is calculated on a NAV to NAV basis.

Benchmark: Since Inception – 14 Jan 2020 – 25% MSCI All Country World Index and 75% FTSE World Government Bond 10+ Years Index (Hedged); 15 Jan 2020 – present: 35% MSCI World Index (USD Hedged), 5% MSCI Emerging Markets Index (Unhedged), 25% Bloomberg Global Aggregate Corporate Index (USD Hedged), 15% Bloomberg Global High Yield Index (USD Hedged) and 20% FTSE World Government Bond 10+ Years Index (USD Hedged)

Performance By Share Class	Cumulative Performance (%)				Annualised Performance (%)			
	1M	3M	6M	1Y	3Y	5Y	10Y	Since Incept
<b>SGD Acc</b>								
Fund NAV to NAV	1.10	0.45	0.09	-5.64	-0.74	-0.04	--	1.37
Fund (Charges applied <sup>^</sup> )	-3.96	-4.57	-4.91	-10.35	-2.43	-1.06	--	0.67
Benchmark	1.20	2.78	2.53	-3.29	2.09	4.78	--	4.60
<b>SGD Acc (Hedged)</b>								
Fund NAV to NAV	0.68	-1.15	5.19	-3.18	0.65	-0.63	--	0.49
Fund (Charges applied <sup>^</sup> )	-4.35	-6.09	-0.07	-8.02	-1.05	-1.64	--	-0.27
Benchmark	1.20	2.78	2.53	-3.29	2.09	4.78	--	3.97

## Fund Information

### Fund Size

SGD 576.05 mil

### Base Currency

SGD

## Fund Ratings



as of 30 April 2023

## Contact Details

UOB Asset Management Ltd  
80 Raffles Place #03-00  
UOB Plaza 2  
Singapore 048624

### Hotline

1800 22 22 228(8am to 8pm  
daily, Singapore time)

### Email

uobam@UOBGroup.com

### Website

uobam.com.sg

# United Income Focus Trust

Performance By Share Class	Cumulative Performance (%)				Annualised Performance (%)			
	1M	3M	6M	1Y	3Y	5Y	10Y	Since Incept
<b>SGD Dist</b>								
Fund NAV to NAV	1.14	0.43	0.06	-5.61	-0.73	-0.02	--	1.34
Fund (Charges applied <sup>^</sup> )	-3.92	-4.59	-4.94	-10.33	-2.41	-1.04	--	0.64
Benchmark	1.20	2.78	2.53	-3.29	2.09	4.78	--	4.60
<b>SGD Dist (Hedged)</b>								
Fund NAV to NAV	0.61	-1.19	5.06	-3.31	0.62	-0.64	--	0.74
Fund (Charges applied <sup>^</sup> )	-4.42	-6.13	-0.19	-8.14	-1.08	-1.65	--	-0.02
Benchmark	1.20	2.78	2.53	-3.29	2.09	4.78	--	3.97

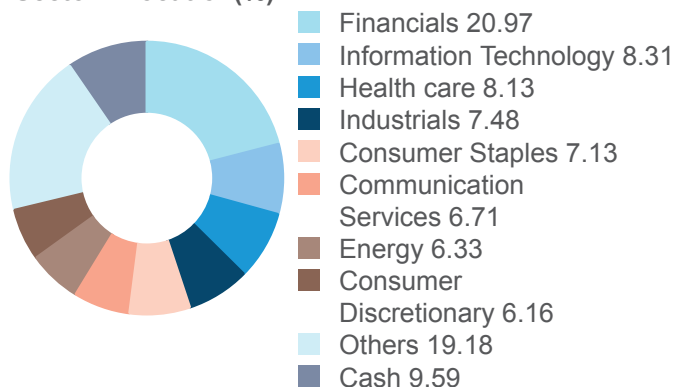
Source: Morningstar. Performance as at 30 April 2023, SGD basis, with dividends and distributions reinvested, if any. Performance figures for 1 month till 1 year show the % change, while performance figures above 1 year show the average annual compounded returns. Since inception performance under 1 year is not annualised.

<sup>^</sup>Includes the effect of the current subscription fee that is charged, which an investor might or might not pay.

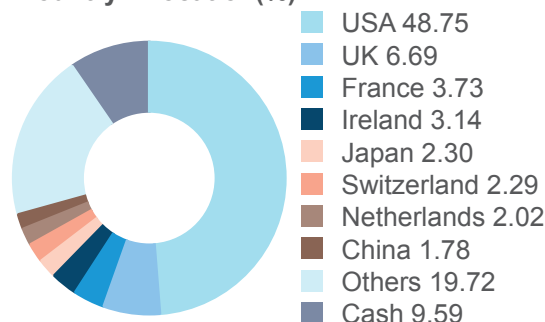
# United Income Focus Trust

## Portfolio Characteristics

### Sector Allocation(%)



### Country Allocation(%)



### Asset Allocation(%)

Equities	45.75
Bonds	44.66
Cash	9.59

### Top 10 Holdings(%)

ISHARES JP MORGAN USD EMERGING	3.54	MICROSOFT CORP	0.84
WELLINGTON EMERGING MARKET DEV	2.05	MERCK & CO INC	0.77
APPLE INC	0.96	COCA-COLA CO/THE	0.72
EXXON MOBIL CORP	0.86	JOHNSON & JOHNSON	0.60
PROCTER & GAMBLE CO/THE	0.84	UNILEVER PLC	0.59

## Share Class Details

Share Class	NAV Price	Bloomberg Ticker	ISIN Code	Inception Date	Subscription mode
SGD Acc	SGD 1.105	UOBUIA SP	SG9999014542	Nov 15	Cash, SRS
SGD Acc (Hedged)	SGD 1.034	UIFTSAH SP	SG9999015341	Jul 16	Cash, SRS
SGD Dist	SGD 0.747	UOBUID SP	SG9999014559	Nov 15	Cash, SRS
SGD Dist (Hedged)	SGD 0.719	UIFTSDH SP	SG9999015358	Jul 16	Cash, SRS

Share Class	Min. initial investment	Min. subsequent investment	Subscription fee(%)	Annual management fee(%)
SGD Acc	SGD 1,000	SGD 500	5	1.25
SGD Acc (Hedged)	SGD 1,000	SGD 500	5	1.25
SGD Dist	SGD 1,000	SGD 500	5	1.25
SGD Dist (Hedged)	SGD 1,000	SGD 500	5	1.25

# United Income Focus Trust

## Dividends

Share Class	Expected Frequency	Last Distribution	Annualized Yield(%)	Ex-Div Date
SGD Dist	Monthly	0.00340000	5.46	03 Apr 23
SGD Dist (Hedged)	Monthly	0.00340000	5.67	03 Apr 23

# United Income Focus Trust

## Important Notice & Disclaimers

Investors should consider carefully whether to subscribe for units in the base currency of the Fund or for units in various classes which are denominated in their respective currencies. The difference in the performances of the Fund in various currencies, if applicable, is a reflection of fluctuating exchange rates during the relevant period.

A prospectus for the fund(s) (the "Fund(s)") may be obtained from the Manager or any of its appointed distributors. Investors should read the prospectus before deciding whether to subscribe for or purchase units in the Fund(s) ("Units"). All applications for Units must be made on application forms accompanying the prospectus or otherwise as described in the prospectus. **Past performance of the Fund(s) or the Manager and any prediction, projection or forecast on the economy or markets are not necessarily indicative of the future or likely performance of the Fund(s) or the Manager.** Any extraordinary performance may be due to exceptional circumstances which may not be sustainable. The value of Units and any income from the Fund(s) may fall as well as rise. The above information is strictly for general information only and must not be construed as an offer or solicitation to deal in Units, nor a recommendation to invest in any company mentioned herein. Investments in unit trusts are not obligations of, deposits in, or guaranteed or insured by UOB, UOBAM, or any affiliates or distributors. The Fund may use or invest in financial derivative instruments and you should be aware of the risks associated with investments in financial derivative instruments which are described in the Fund's prospectus. An investment in unit trusts is subject to investment risks and foreign exchange risks, including the possible loss of the principal amount invested. Investors may wish to seek advice from a financial adviser before making a commitment to invest in Units. In the event an investor chooses not to seek advice from a financial adviser, the investor should consider carefully whether the Fund(s) is/are suitable for him.

This advertisement has not been reviewed by the Monetary Authority of Singapore.

UOB Asset Management Ltd Company Reg No. 198600120Z



RIGHT BY YOU