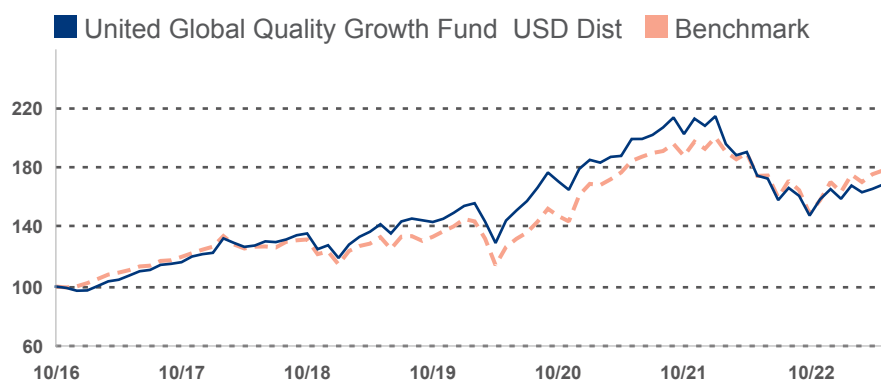


United Global Quality Growth Fund

Investment Objective

The Sub-Fund seeks to provide long-term total return by investing in equity and equity related securities of companies listed and traded on stock exchanges globally.

Fund Performance Since Inception in US Dollar



Fund performance is calculated on a NAV to NAV basis.
Benchmark: MSCI AC World Index

Performance By Share Class	Cumulative Performance (%)				Annualised Performance (%)			
	1M	3M	6M	1Y	3Y	5Y	10Y	Since Incept
USD Acc								
Fund NAV to NAV	1.76	0.40	6.31	-3.39	5.32	5.74	--	8.83
Fund (Charges applied [^])	-3.33	-4.62	0.99	-8.22	3.53	4.67	--	7.97
Benchmark	1.44	1.57	12.68	2.06	12.04	7.03	--	9.43
USD Dist								
Fund NAV to NAV	1.74	0.38	6.24	-3.44	5.30	5.73	--	8.34
Fund (Charges applied [^])	-3.35	-4.64	0.93	-8.26	3.51	4.65	--	7.49
Benchmark	1.44	1.57	12.68	2.06	12.04	7.03	--	9.26
Z USD DIST								
Fund NAV to NAV	1.82	0.73	7.12	-1.88	7.00	--	--	10.01
Fund (Charges applied [^])	1.82	0.73	7.12	-1.88	7.00	--	--	10.01
Benchmark	1.44	1.57	12.68	2.06	12.04	--	--	14.66

Source: Morningstar. Performance as at 30 April 2023, USD basis, with dividends and distributions reinvested, if any. Performance figures for 1 month till 1 year show the % change, while performance figures above 1 year show the average annual compounded returns. Since inception performance under 1 year is not annualised.

[^]Includes the effect of the current subscription fee that is charged, which an investor might or might not pay.

Fund Information

Fund Size

USD 830.57 mil

Base Currency

SGD

Fund Ratings



as of 30 April 2023

Contact Details

UOB Asset Management Ltd
80 Raffles Place #03-00
UOB Plaza 2
Singapore 048624

Hotline

1800 22 22 228(8am to 8pm
daily, Singapore time)

Email

uobam@UOBGroup.com

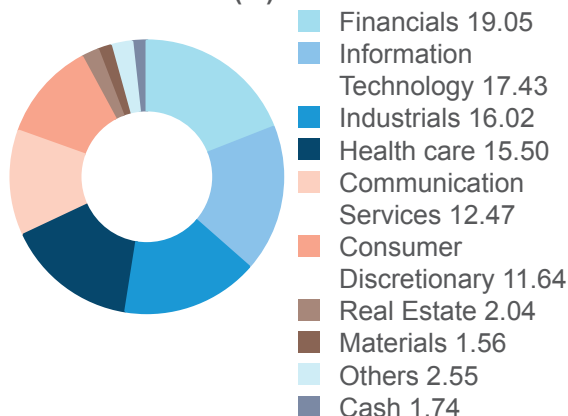
Website

uobam.com.sg

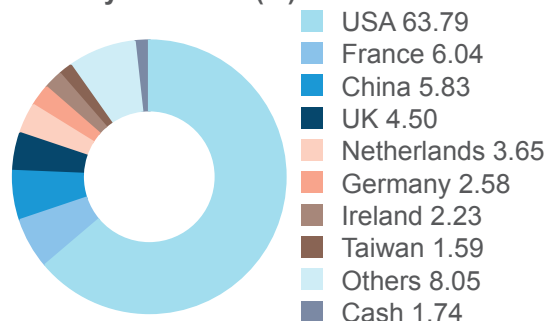
United Global Quality Growth Fund

Portfolio Characteristics

Sector Allocation(%)



Country Allocation(%)



Top 10 Holdings(%)

MICROSOFT CORP	4.72	VISA INC	1.95
ALPHABET INC	3.47	ELI LILLY & CO	1.92
AMAZON.COM INC	2.66	ASTRAZENECA PLC	1.78
META PLATFORMS INC	2.63	TENCENT HOLDINGS LTD	1.77
UNITEDHEALTH GROUP INC	2.12	SALESFORCE INC	1.76

Share Class Details

Share Class	NAV Price	Bloomberg Ticker	ISIN Code	Inception Date	Subscription mode
USD Acc	USD 1.736	UOBGQGUA SP	SG9999014906	Nov 16	Cash
USD Dist	USD 1.407	UOBGQGUD SP	SG9999014914	Oct 16	Cash
Z USD DIST	USD 1.234	UGQGZUA SP	SGXZ33226663	Apr 20	Cash

Share Class	Min. initial investment	Min. subsequent investment	Subscription fee(%)	Annual management fee(%)
USD Acc	USD 1,000	USD 500	5	1.50
USD Dist	USD 1,000	USD 500	5	1.50
Z USD DIST	USD 500,000	USD 100,000	--	-

Dividends

Share Class	Expected Frequency	Last Distribution	Annualized Yield(%)	Ex-Div Date
USD Dist	Monthly	0.00404587	3.53	03 Apr 23
Z USD DIST	Semi-Annually	0.00343800	0.89	01 Jul 22

United Global Quality Growth Fund

Important Notice & Disclaimers

Investors should consider carefully whether to subscribe for units in the base currency of the Fund or for units in various classes which are denominated in their respective currencies. The difference in the performances of the Fund in various currencies, if applicable, is a reflection of fluctuating exchange rates during the relevant period.

A prospectus for the fund(s) (the "Fund(s)") may be obtained from the Manager or any of its appointed distributors. Investors should read the prospectus before deciding whether to subscribe for or purchase units in the Fund(s) ("Units"). All applications for Units must be made on application forms accompanying the prospectus or otherwise as described in the prospectus. **Past performance of the Fund(s) or the Manager and any prediction, projection or forecast on the economy or markets are not necessarily indicative of the future or likely performance of the Fund(s) or the Manager.** Any extraordinary performance may be due to exceptional circumstances which may not be sustainable. The value of Units and any income from the Fund(s) may fall as well as rise. The above information is strictly for general information only and must not be construed as an offer or solicitation to deal in Units, nor a recommendation to invest in any company mentioned herein. Investments in unit trusts are not obligations of, deposits in, or guaranteed or insured by UOB, UOBAM, or any affiliates or distributors. The Fund may use or invest in financial derivative instruments and you should be aware of the risks associated with investments in financial derivative instruments which are described in the Fund's prospectus. An investment in unit trusts is subject to investment risks and foreign exchange risks, including the possible loss of the principal amount invested. Investors may wish to seek advice from a financial adviser before making a commitment to invest in Units. In the event an investor chooses not to seek advice from a financial adviser, the investor should consider carefully whether the Fund(s) is/are suitable for him.

This advertisement has not been reviewed by the Monetary Authority of Singapore.

UOB Asset Management Ltd Company Reg No. 198600120Z



RIGHT BY YOU