

# Schroders

## Schroder International Selection Fund Asian Dividend Maximiser

A Distribution EUR | Data as at 30.04.2023

### Fund objectives and investment policy

The fund aims to deliver an income of 7% per year by investing in equities of Asia-Pacific companies (excluding Japan). This is not guaranteed and could change depending on market conditions.

This fund may use financial derivative instruments as a part of the investment process. Derivatives carry a high degree of risk and should only be considered by sophisticated investors.

The Fund has environmental and/or social characteristics (within the meaning of Article 8 SFDR).

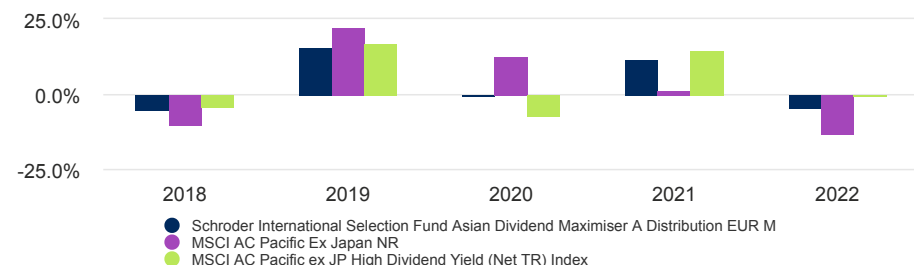
The fund maintains a higher overall sustainability score than its sustainability benchmark based on the investment manager's rating system. **Past Performance is not a guide to future performance and may not be repeated. The value of investments and the income from them may go down as well as up and investors may not get back the amounts originally invested. Exchange rate changes may cause the value of investments to fall as well as rise. Performance data does not take into account any commissions and costs, if any, charged when units or shares of any fund, as applicable, are issued and redeemed.**

### Share class performance (%)

Performance (%)	1 month	3 months	6 months	YTD	1 year	3 years	5 years	Since inception
Fund (bid to bid)	-1.4	-5.5	7.3	0.8	-6.5	23.1	16.2	62.8
Fund (offer to bid)	-6.3	-10.2	2.0	-4.2	-11.1	17.0	10.4	54.7
Comparator 1	-4.1	-8.2	11.0	-0.3	-9.4	9.7	8.4	64.6
Comparator 2	-2.0	-2.7	10.0	2.2	-4.6	23.9	19.8	59.2

Annualized performance (%)	3 years	5 years	Since inception
Fund (bid to bid)	7.2	3.0	5.2
Fund (offer to bid)	5.4	2.0	4.6
Comparator 1	3.1	1.6	5.3
Comparator 2	7.4	3.7	5.0

### Performance over 5 years (%)



**Past performance and any forecasts are not necessarily a guide to the future or likely performance.**

**The value of investments and income from them can go down as well as up and is not guaranteed.** The distributions are not guaranteed. Ordinarily, they will be reviewed annually. In the event of the Fund's income and realised gains being less than indicated distribution amount per unit per annum, distributions will be made from capital. Investors should be aware that the distributions may exceed the income and realised gains of the Fund at times and lead to a reduction of the amount originally invested, depending on the date of initial investment. Some performance differences between the fund and the benchmark may arise as the benchmark returns are not adjusted for non-dealing days of the fund. Where 'since inception' performance figures are stated, please note that the inception date is the same as the share class launch date under 'Fund Facts'.

### Ratings and accreditation



Please refer to the Source and ratings information section for details on the icons shown above.

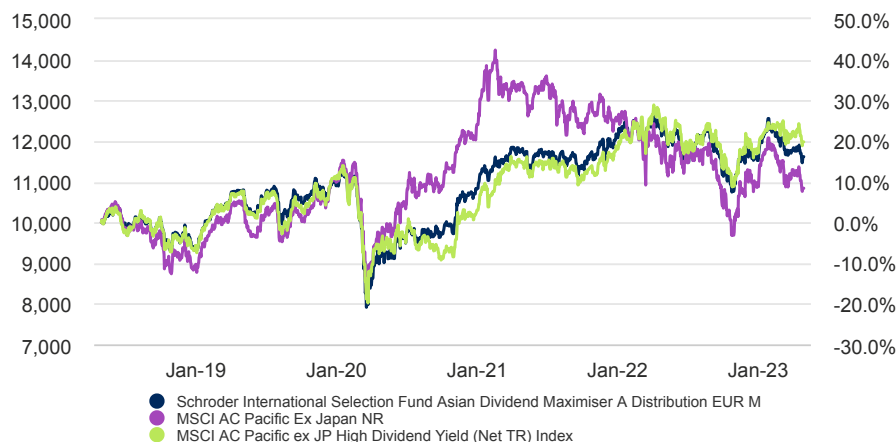
### Fund facts

Fund manager	Richard Sennitt Mike Hodgson Scott Thomson Ghokhulan Manickavasagar Jeegar Jagani
Managed fund since	18.09.2013 ; 26.07.2016 ; 18.09.2013 ; 01.08.2017 ; 18.09.2013
Fund management company	Schroder Investment Management (Europe) S.A.
Domicile	Luxembourg
Fund launch date	18.09.2013
Share class launch date	18.09.2013
Fund base currency	USD
Share class currency	EUR
Fund size (Million)	USD 226.51
Number of holdings	61
Comparator 1	MSCI AC Pacific Ex Japan NR
Comparator 2	MSCI AC Pacific ex JP High Dividend Yield (Net TR) Index
Unit NAV	EUR 83.5495
Dealing frequency	Daily
Distribution rate	Fixed
Distribution frequency	Monthly

# Schroders Schroder International Selection Fund Asian Dividend Maximiser

A Distribution EUR | Data as at 30.04.2023

## Return of EUR 10,000



The chart is for illustrative purposes only and does not reflect an actual return on any investment.

Returns are calculated bid to bid (which means performance does not include the effect of any initial charges), net income reinvested, net of fees.

## Fees & expenses

Initial sales charge up to	5.00%
Annual management fee	1.500%
Ongoing charge	1.91%
Redemption fee up to	0.00%

## Purchase details

Minimum initial subscription	EUR 1,000 ; USD 1,000 or their near equivalent in any other freely convertible currency.
------------------------------	--

## Codes

ISIN	LU0955663751
Bloomberg	SISADMS LX
SEDOL	BCHWMK6
Reuters code	LU0955663751.LUF

## Risk statistics & financial ratios

	Fund	Comparator 1
Annual volatility (%) (3y)	12.3	16.3
Alpha (%) (3y)	4.9	-
Beta (3y)	0.6	-
Sharpe ratio (3y)	0.6	0.3
Information ratio (3y)	0.5	-
Dividend Yield (%)	4.8	-
Price to book	1.2	-
Price to earnings	11.1	-
Predicted Tracking error (%)	6.3	-

Source: Morningstar, and Schroders for the Predicted tracking error. The above ratios are based on bid to bid price based performance data. These financial ratios refer to the average of the equity holdings contained in the fund's portfolio and in the benchmark (if mentioned) respectively.

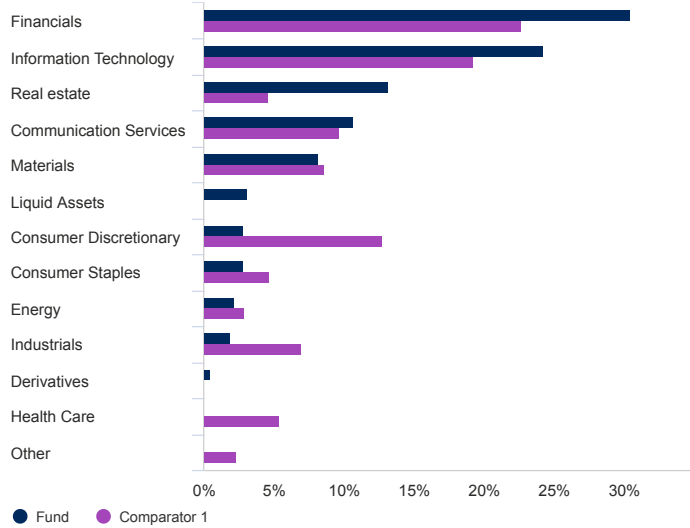
# Schroders

## Schroder International Selection Fund Asian Dividend Maximiser

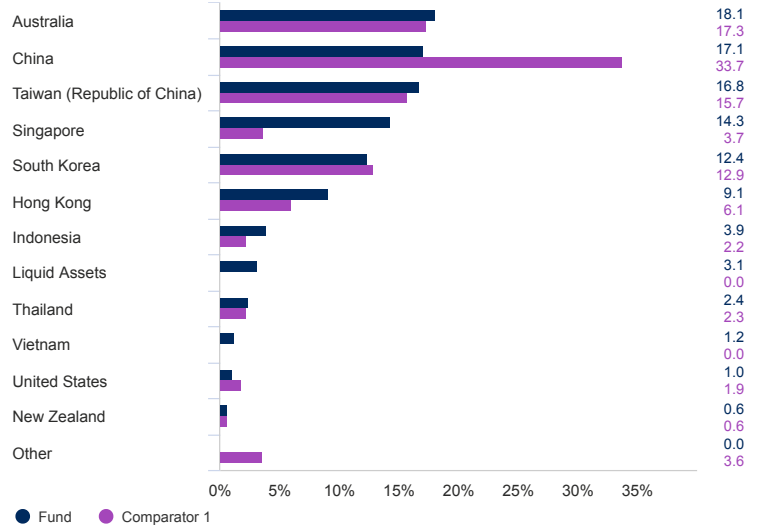
A Distribution EUR | Data as at 30.04.2023

### Asset allocation

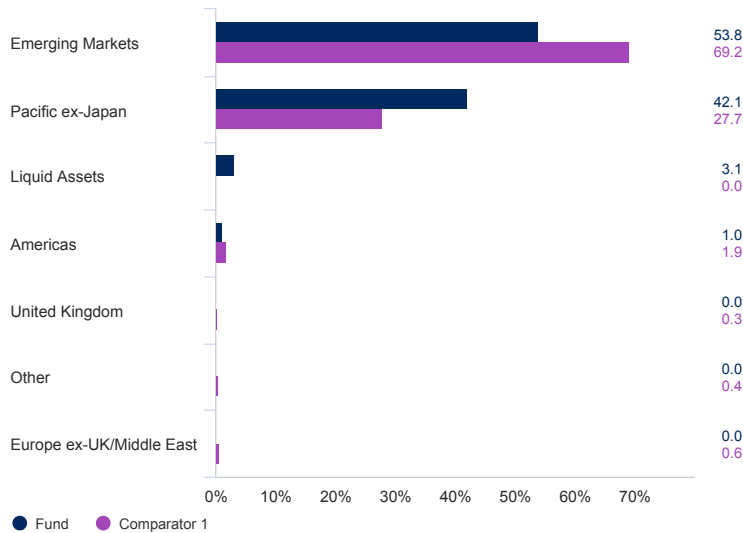
#### Sector (%)



#### Geographical breakdown (%)



#### Region (%)



#### Top 10 holdings (%)

Holding name	%
Taiwan Semiconductor Manufacturing Co Ltd	8.8
Samsung Electronics Co Ltd	7.6
BOC Hong Kong Holdings Ltd	3.1
Oversea-Chinese Banking Corp Ltd	2.9
Telstra Group Ltd	2.8
BHP Group Ltd	2.8
Singapore Telecommunications Ltd	2.6
Bank Mandiri Persero Tbk PT	2.4
National Australia Bank Ltd	2.4
HKT Trust & HKT Ltd	2.4

Source: Schroders. Top holdings and asset allocation are at fund level. Derivatives are displayed on the notional basis of the underlying exposure where possible. Due to the different treatment of derivative types, the allocation to Liquid Assets may vary between each chart. For illustrative purposes only and does not constitute to any recommendations to invest in the above-mentioned security/sector/country.

### Share class available

	A Distribution EUR	A Accumulation EUR
Distribution frequency	Monthly	No Distribution
ISIN	LU0955663751	LU0955662357
Bloomberg	SISADMS LX	SISADAA LX
SEDOL	BCHWMK6	BL3RJ07

### Contact information

---

Schroder Investment Management (Europe) S.A.  
5, rue Höhenhof  
Sennigerberg  
Luxembourg  
L-1736  
Tel: +352 341 342 202  
Fax: +352 341 342 342

Schroder Investment Management (Singapore) Ltd  
138 Market Street  
#23-01 CapitaGreen Singapore 048946  
Tel: (65) 6534 4288  
Fax: (65) 6536 6626

For your security, all telephone calls are recorded  
Schroders Reg No 199201080H

### Benchmark and corporate action information

---

The fund's performance should be assessed against the income target of 7% per year, and compared against the MSCI AC Pacific ex Japan (Net TR) index and the MSCI AC Pacific ex Japan High Dividend Yield (Net TR) index. The comparator benchmarks are only included for performance comparison purposes and do not have any bearing on how the investment manager invests the fund's assets. The fund's investment universe is expected to overlap materially with the components of the comparator benchmarks. The investment manager invests on a discretionary basis and there are no restrictions on the extent to which the fund's portfolio and performance may deviate from the comparator benchmarks. The investment manager will invest in companies or sectors not included in the comparator benchmarks. The income target has been selected because the investment manager deploys strategies that aim to deliver the level of income stated in the investment objective. The comparator benchmarks have been selected because the investment manager believes that the benchmarks are a suitable comparison for performance purposes given the fund's investment objective and policy. The benchmark(s) does/do not take into account the environmental and social characteristics or sustainable objective (as relevant) of the fund. Benchmark names in this document may be abbreviated. Please refer to the funds' legal documents for the full benchmark name.

### Source and ratings information

---

**MSCI ESG Research rating:** Produced by MSCI ESG Research as of the "reporting date". MSCI ESG Research LLC's ("MSCI ESG") Fund Metrics and Ratings (the "Information") provide environmental, social and governance data with respect to underlying securities within more than 31,000 multi-asset class mutual funds and ETFs globally. MSCI ESG is a registered investment adviser under the U.S. Investment Advisers Act of 1940. MSCI ESG materials have not been submitted to, nor received approval from, the U.S. Securities and Exchange Commission or any other regulatory body. None of the Information constitutes an offer to buy or sell, or a promotion or recommendation of, any security, financial instrument or product or trading strategy, nor should it be taken as an indication or guarantee of any future performance, analysis, forecast or prediction. The Information should not be used to determine which securities to buy or sell or when to buy or sell them. The Information is provided "as is" and the user of the Information assumes the entire risk of any use it may make or permit to be made of the Information.

**Morningstar Sustainability Rating:** The Sustainability Rating is stated as of "reporting date". Sustainalytics provides company-level analysis used in the calculation of Morningstar's Sustainability Rating [Historical Sustainability Score]. © 2023 Morningstar. All rights reserved. The rating of the fund: (1) is proprietary to Morningstar and/or its content providers; (2) may not be copied or distributed; and (3) is not warranted to be accurate, complete or timely. Neither Morningstar nor its content providers are responsible for any damages or losses arising from any use of the rating. Past performance is no guarantee of future results. Source of all performance data, unless otherwise stated: Morningstar, bid to bid, net income reinvested, net of fees. Certain information ©2023 MSCI ESG Research LLC. Reproduced by permission.

**Morningstar Rating:** © Morningstar 2023. All Rights Reserved. The information contained herein: (1) is proprietary to Morningstar and/or its content providers; (2) may not be copied or distributed; and (3) is not warranted to be accurate, complete or timely. Neither Morningstar nor its content providers are responsible for any damages or losses arising from any use of this information. Past performance is no guarantee of future results.

### Important information

---

This advertisement or publication has not been reviewed by the Monetary Authority of Singapore.

Schroder International Selection Fund (the "Company"), a Luxembourg-registered open-ended investment company, is the responsible person for the Company's sub-funds (each, a "Fund" and collectively, the "Funds") recognised under Section 287 of the Securities and Futures Act of Singapore, and has appointed Schroder Investment Management (Singapore) Ltd as its Singapore corporate representative in this regard. This document does not constitute an offer to anyone, or a solicitation by anyone, to subscribe for shares in any Fund. Nothing in this document should be construed as advice or a recommendation to buy or sell shares in any Fund. This document is published for information and general circulation only and does not have any regard to the specific investment objectives, financial situation and the particular needs of any specific person who may receive this document. Investors should seek independent advice from a financial advisor before investing in shares of any Fund. Subscriptions in shares of any Fund can only be made on the basis of its latest Product Highlights Sheet and prospectus, copies of which can be obtained from Schroder Investment Management (Singapore) Ltd. or its distributors. Investors need to read the Product Highlights Sheet and the prospectus of each Fund carefully before investing. Investors also should consider each Fund's investment objective, risks, charges and expenses carefully before investing. Investments in any Fund involves risks which are fully described in the Fund's prospectus. Past performance of each Fund or the managers, and any economic and market trends or forecast, are not necessarily indicative of the future or likely performance of the Fund or the manager. The value of shares of each Fund, and the income accruing to the shares, if any, of the Fund, may fall as well as rise and investors may not get back the full amount invested. Investors investing in a Fund denominated in a non-local currency should be aware of exchange rate risks. The views and opinions expressed in this document may change without notice. This document is issued by Schroder Investment Management (Europe) S.A., R.C.S. Luxembourg: B 37.799, 5, rue Höhenhof, L-1736 Senningerberg.

The fund has environmental and/or social characteristics within the meaning of Article 8 of Regulation (EU) 2019/2088 on Sustainability-related Disclosures in the Financial Services Sector (the "SFDR"). For information on sustainability-related aspects of this fund please go to [www.Schroders.com](http://www.Schroders.com)

In case of discrepancy between the English and Chinese versions, the English version shall prevail.

Third party data is owned or licensed by the data provider and may not be reproduced or extracted and used for any other purpose without the data provider's consent. Third party data is provided without any warranties of any kind. The data provider and issuer of the document shall have no liability in connection with the third party data. The Prospectus and/or [www.Schroders.com](http://www.Schroders.com) contains additional disclaimers which apply to the third party data.

With effect from 3 March 2022, the Manager's order execution and placement policy may be accessed on the Manager's website.