

# Schroders

## Schroder International Selection Fund Emerging Europe

A Distribution EUR | Data as at 30.04.2023

### Fund objectives and investment policy

The fund aims to provide capital growth in excess of the MSCI Emerging Markets Europe 10/40 (Net TR) Index after fees have been deducted over a three to five year period by investing in equities of Central and Eastern European companies.

This fund may use financial derivative instruments as a part of the investment process. Derivatives carry a high degree of risk and should only be considered by sophisticated investors.

### Special information

Due to the unprecedented geo-political situation caused by Russia's invasion of the Ukraine and the resultant impact of sanctions and actions of governments and market counterparties on certain Russian issuers and assets, the calculation of the net asset value (NAV) and the issue and redemption of all share classes in the fund was suspended with effect from 25 February 2022 to 18 July 2022. Russian equities and equity related securities held by the fund as of 25 February 2022 were allocated on 18 July 2022 to two newly created share classes (X9 and Y9) within the fund. Shares in these new classes were issued on the same day to each shareholder in the fund on the basis of their percentage holding in the Fund on 25 February 2022. Following that allocation, the fund (through its share classes other than the two newly created classes) has no more exposure to Russian equities and equity related securities and will not make any further investments in Russian securities until further notice. This is consistent with the fund's target benchmark from which all Russian equities have been removed since 9 March 2022.

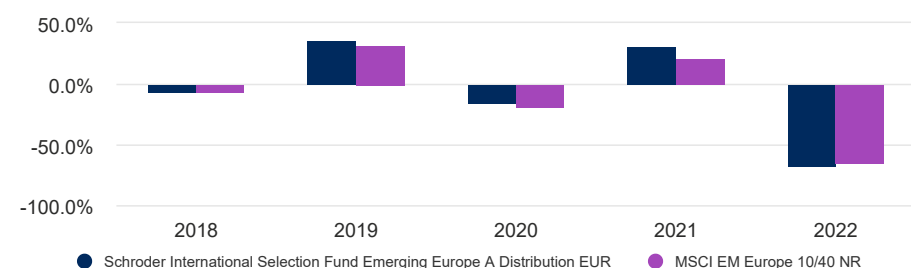
**Past Performance is not a guide to future performance and may not be repeated. The value of investments and the income from them may go down as well as up and investors may not get back the amounts originally invested. Exchange rate changes may cause the value of any overseas investments to rise or fall. Please note the Special Information section included above when reviewing the past performance of the fund.**

### Share class performance (%)

Performance (%)	1 month	3 months	6 months	YTD	1 year	3 years	5 years	10 years
Fund (bid to bid)	6.4	5.6	25.3	11.3	-44.2	-44.1	-48.3	-35.9
Fund (offer to bid)	1.1	0.4	19.0	5.7	-47.0	-46.9	-50.9	-39.1
Target	3.6	1.6	18.3	3.3	12.5	-51.6	-55.2	-57.4

Annualized performance (%)	3 years	5 years	10 years
Fund (bid to bid)	-17.6	-12.4	-4.3
Fund (offer to bid)	-19.0	-13.3	-4.8
Target	-21.5	-14.8	-8.2

### Performance over 5 years (%)



**Past performance and any forecasts are not necessarily a guide to the future or likely performance.**

**The value of investments and income from them can go down as well as up and is not guaranteed.** The distributions are not guaranteed. Ordinarily, they will be reviewed annually. In the event of the Fund's income and realised gains being less than indicated distribution amount per unit per annum, distributions will be made from capital. Investors should be aware that the distributions may exceed the income and realised gains of the Fund at times and lead to a reduction of the amount originally invested, depending on the date of initial investment. Some performance differences between the fund and the benchmark may arise as the benchmark returns are not adjusted for non-dealing days of the fund. Where 'since inception' performance figures are stated, please note that the inception date is the same as the share class launch date under 'Fund Facts'.

### Fund facts

Fund manager	Rollo Roscow Mohsin Memon
Managed fund since	01.11.2014 ; 01.11.2014
Fund management company	Schroder Investment Management (Europe) S.A.
Domicile	Luxembourg
Fund launch date	28.01.2000
Share class launch date	28.01.2000
Fund base currency	EUR
Share class currency	EUR
Fund size (Million)*	EUR 269.32
Number of holdings*	35
Target*	MSCI EM Europe 10/40 NR
Unit NAV	EUR 10.5189
Dealing frequency	Daily
Distribution rate	Variable
Distribution frequency	Annually

### Fees & expenses

Initial sales charge up to	5.00%
Annual management fee	1.500%
Ongoing charge	1.87%
Redemption fee up to	0.00%

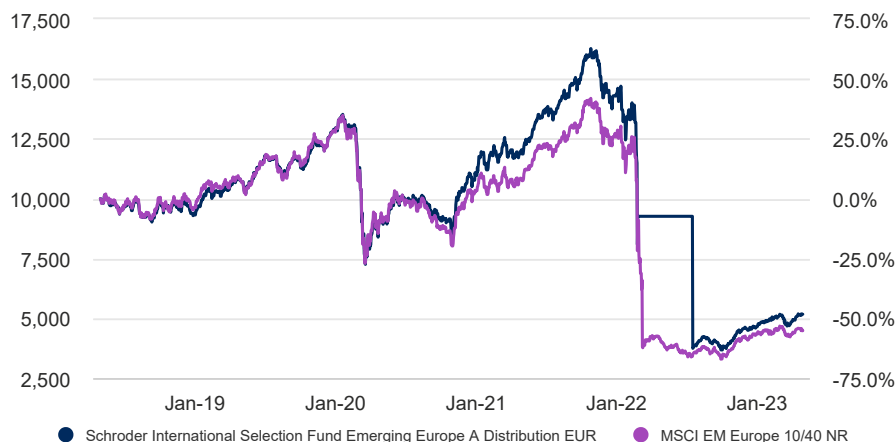
### Purchase details

Minimum initial subscription	EUR 1,000 ; USD 1,000 or their near equivalent in any other freely convertible currency.
------------------------------	--

# Schroders Schroder International Selection Fund Emerging Europe

A Distribution EUR | Data as at 30.04.2023

## Return of EUR 10,000



## Codes

ISIN	LU0106820458
Bloomberg	SCHEMAI LX
SEDOL	5882708
Reuters code	LU0106820458.LUF

\*Please refer to the Special information section above.

## Risk statistics & financial ratios

	Fund	Target
Dividend Yield (%)	3.4	-
Price to book	1.1	-
Price to earnings	5.0	-
Predicted Tracking error (%)	9.2	-

The fund was suspended from 25 February 2022 to 18 July 2022. Russia was removed from the target benchmark with effect from 9 March 2022. Please refer to the Special information section above. The chart is for illustrative purposes only and does not reflect an actual return on any investment.

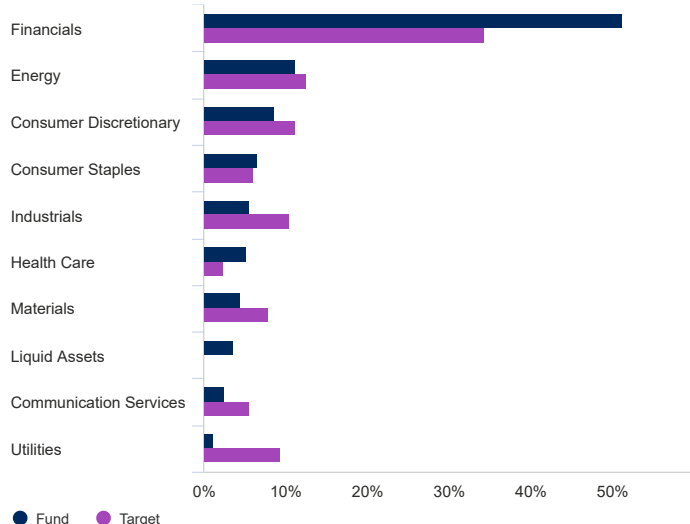
Returns are calculated bid to bid (which means performance does not include the effect of any initial charges), net income reinvested, net of fees.

Source: Morningstar, and Schroders for the Predicted tracking error. The above ratios are based on bid to bid price based performance data. These financial ratios refer to the average of the equity holdings contained in the fund's portfolio and in the benchmark (if mentioned) respectively.

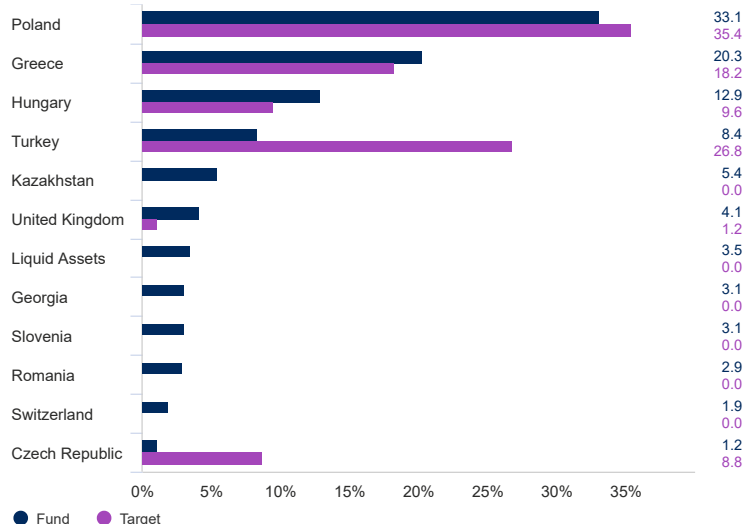
## Asset allocation

The Fund continues to hold Russian equities and equity related securities which have been allocated to two new share classes (X9 and Y9). Please refer to the Special information section above.

## Sector (%)



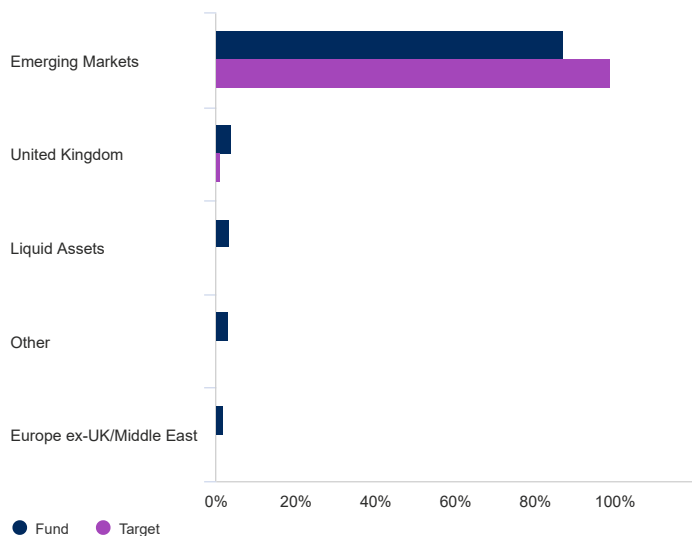
## Geographical breakdown (%)



# Schroders Schroder International Selection Fund Emerging Europe

A Distribution EUR | Data as at 30.04.2023

## Region (%)



## Top 10 holdings (%)

Holding name	%
Powszechny Zaklad Ubezpieczen SA	7.4
Richter Gedeon Nyrt	5.2
JUMBO SA	5.0
OTP Bank Nyrt	4.9
Polski Koncern Naftowy ORLEN SA	4.5
Powszechna Kasa Oszczednosci Bank Polski SA	3.9
Eurobank Ergasias Services and Holdings SA	3.7
Pepco Group NV	3.7
National Bank of Greece SA	3.7
Halyk Savings Bank of Kazakhstan JSC	3.4

Source: Schroders. Top holdings and asset allocation are at fund level. Derivatives are displayed on the notional basis of the underlying exposure where possible. Due to the different treatment of derivative types, the allocation to Liquid Assets may vary between each chart. For illustrative purposes only and does not constitute to any recommendations to invest in the above-mentioned security/sector/country.

## Share class available

	A Distribution EUR	C Distribution EUR
<b>Distribution frequency</b>	Annually	Annually
<b>ISIN</b>	LU0106820458	LU0106824443
<b>Bloomberg</b>	SCHEMAI LX	SCHEMCI LX
<b>SEDOL</b>	5882708	5883961

## Contact information

Schroder Investment Management (Europe) S.A.  
5, rue Höhenhof  
Sennigerberg  
Luxembourg  
L-1736  
Tel: +352 341 342 202  
Fax: +352 341 342 342

Schroder Investment Management (Singapore) Ltd  
138 Market Street  
#23-01 CapitaGreen Singapore 048946  
Tel: (65) 6534 4288  
Fax: (65) 6536 6626

For your security, all telephone calls are recorded  
Schroders Reg No 199201080H

## Benchmark and corporate action information

Please refer to the Special information section above.  
Please note Russia was removed from the target benchmark with effect from 9 March 2022.  
The fund's performance should be assessed against its target benchmark being to exceed the MSCI Emerging Markets Europe 10/40 (Net TR) index. The fund's investment universe is expected to overlap materially, directly or indirectly, with the components of the target benchmark. The investment manager invests on a discretionary basis and there are no restrictions on the extent to which the fund's portfolio and performance may deviate from the target benchmark. The investment manager will invest in companies or sectors not included in the target benchmark in order to take advantage of specific investment opportunities. The target benchmark has been selected because it is representative of the type of investments in which the fund is likely to invest and it is, therefore, an appropriate target in relation to the return that the fund aims to provide.

## Source and ratings information

---

Source of all performance data, unless otherwise stated: Morningstar, bid to bid, net income reinvested, net of fees.

## Important information

---

This advertisement or publication has not been reviewed by the Monetary Authority of Singapore.

Schroder International Selection Fund (the "Company"), a Luxembourg-registered open-ended investment company, is the responsible person for the Company's sub-funds (each, a "Fund" and collectively, the "Funds") recognised under Section 287 of the Securities and Futures Act of Singapore, and has appointed Schroder Investment Management (Singapore) Ltd as its Singapore corporate representative in this regard. This document does not constitute an offer to anyone, or a solicitation by anyone, to subscribe for shares in any Fund. Nothing in this document should be construed as advice or a recommendation to buy or sell shares in any Fund. This document is published for information and general circulation only and does not have any regard to the specific investment objectives, financial situation and the particular needs of any specific person who may receive this document. Investors should seek independent advice from a financial advisor before investing in shares of any Fund. Subscriptions in shares of any Fund can only be made on the basis of its latest Product Highlights Sheet and prospectus, copies of which can be obtained from Schroder Investment Management (Singapore) Ltd. or its distributors. Investors need to read the Product Highlights Sheet and the prospectus of each Fund carefully before investing. Investors also should consider each Fund's investment objective, risks, charges and expenses carefully before investing. Investments in any Fund involves risks which are fully described in the Fund's prospectus. Past performance of each Fund or the managers, and any economic and market trends or forecast, are not necessarily indicative of the future or likely performance of the Fund or the manager. The value of shares of each Fund, and the income accruing to the shares, if any, of the Fund, may fall as well as rise and investors may not get back the full amount invested. Investors investing in a Fund denominated in a non-local currency should be aware of exchange rate risks. The views and opinions expressed in this document may change without notice. This document is issued by Schroder Investment Management (Europe) S.A., R.C.S. Luxembourg: B 37.799, 5, rue Höhenhof, L-1736 Senningerberg. In case of discrepancy between the English and Chinese versions, the English version shall prevail.

Third party data is owned or licensed by the data provider and may not be reproduced or extracted and used for any other purpose without the data provider's consent. Third party data is provided without any warranties of any kind. The data provider and issuer of the document shall have no liability in connection with the third party data. The Prospectus and/or [www.Schroders.com](http://www.Schroders.com) contains additional disclaimers which apply to the third party data.

With effect from 3 March 2022, the Manager's order execution and placement policy may be accessed on the Manager's website.