

# Schroders

## Schroder International Selection Fund Global Credit Income

A Distribution USD | Data as at 30.04.2023

### Fund objectives and investment policy

The fund aims to provide income and capital growth by investing in bonds issued by governments and companies worldwide. The fund aims to mitigate losses in falling markets. The mitigation of losses cannot be guaranteed.

This fund may use financial derivative instruments as a part of the investment process. Derivatives carry a high degree of risk and should only be considered by sophisticated investors.

The Fund has environmental and/or social characteristics (within the meaning of Article 8 SFDR).

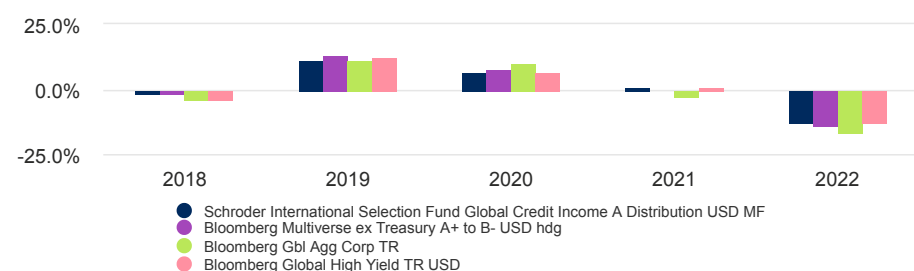
The fund maintains a higher overall sustainability score than its sustainability benchmark based on the investment manager's rating system. **Past Performance is not a guide to future performance and may not be repeated. The value of investments and the income from them may go down as well as up and investors may not get back the amounts originally invested. Exchange rate changes may cause the value of investments to fall as well as rise. Performance data does not take into account any commissions and costs, if any, charged when units or shares of any fund, as applicable, are issued and redeemed.**

### Share class performance (%)

Performance (%)	1 month	3 months	6 months	YTD	1 year	3 years	5 years	Since inception
Fund (bid to bid)	1.1	-0.6	7.7	3.1	-1.7	0.6	6.3	15.5
Fund (offer to bid)	-2.0	-3.5	4.5	-0.0	-4.7	-2.4	3.1	12.0
Comparator 1	0.8	0.4	7.9	3.8	0.0	-2.2	9.1	15.4
Comparator 2	1.2	0.7	10.7	4.7	0.0	-5.7	2.5	10.1
Comparator 3	0.6	-0.4	9.7	3.8	0.7	10.4	6.4	18.8

Annualized performance (%)	3 years	5 years	Since inception
Fund (bid to bid)	0.2	1.2	2.3
Fund (offer to bid)	-0.8	0.6	1.8
Comparator 1	-0.7	1.8	2.3
Comparator 2	-2.0	0.5	1.5
Comparator 3	3.4	1.2	2.7

### Performance over 5 years (%)



**Past performance and any forecasts are not necessarily a guide to the future or likely performance.**

**The value of investments and income from them can go down as well as up and is not guaranteed.** The distributions are not guaranteed. Ordinarily, they will be reviewed annually. In the event of the Fund's income and realised gains being less than indicated distribution amount per unit per annum, distributions will be made from capital. Investors should be aware that the distributions may exceed the income and realised gains of the Fund at times and lead to a reduction of the amount originally invested, depending on the date of initial investment. Some performance differences between the fund and the benchmark may arise as the benchmark returns are not adjusted for non-dealing days of the fund. Where 'since inception' performance figures are stated, please note that the inception date is the same as the share class launch date under 'Fund Facts'.

### Ratings and accreditation



Please refer to the Source and ratings information section for details on the icons shown above.

### Fund facts

Fund manager	Martin Coucke Julien Houdain
Managed fund since	31.08.2021 ; 28.02.2020
Fund management company	Schroder Investment Management (Europe) S.A.
Domicile	Luxembourg
Fund launch date	30.11.2016
Share class launch date	30.11.2016
Fund base currency	USD
Share class currency	USD
Fund size (Million)	USD 3,002.92
Number of holdings	1088
Comparator 1	Bloomberg Multiverse ex Treasury A+ to B- USD hdg
Comparator 2	Bloomberg Gbl Agg Corp TR
Comparator 3	Bloomberg Global High Yield TR USD
Unit NAV	USD 84.9912
Dealing frequency	Daily
Distribution rate	Fixed
Distribution frequency	Monthly

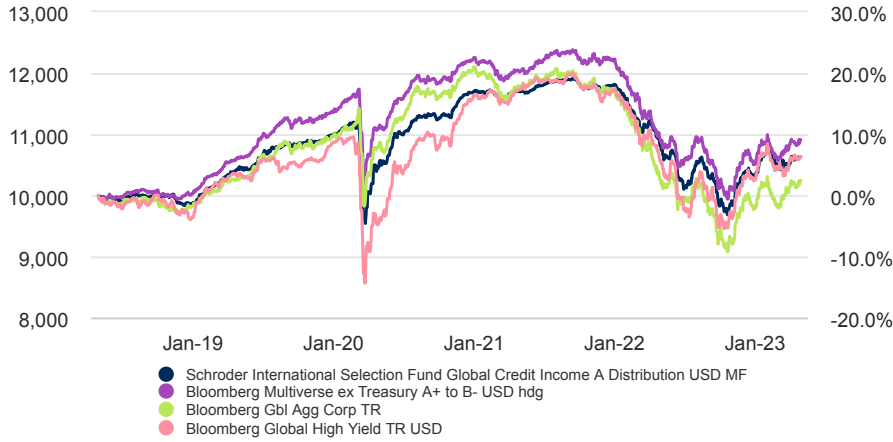
### Fees & expenses

Initial sales charge up to	3.00%
Annual management fee	1.100%
Ongoing charge	1.39%
Redemption fee up to	0.00%

# Schroders Schroder International Selection Fund Global Credit Income

A Distribution USD | Data as at 30.04.2023

## Return of USD 10,000



The chart is for illustrative purposes only and does not reflect an actual return on any investment.

Returns are calculated bid to bid (which means performance does not include the effect of any initial charges), net income reinvested, net of fees.

## Purchase details

Minimum initial subscription

USD 1,000 ; EUR 1,000 or their near equivalent in any other freely convertible currency.

## Codes

ISIN	LU1514167136
Bloomberg	SCGCAIU LX
SEDOL	BD24GB3
Reuters code	LU1514167136.LUF

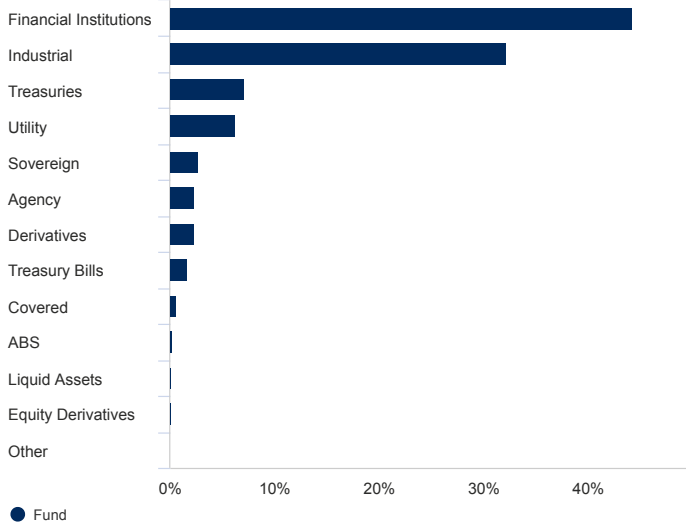
## Risk statistics & financial ratios

	Fund	Comparator 1
Annual volatility (%) (3y)	7.4	7.4
Effective duration (years)	3.9	-
Current yield (%)	4.5	-
Yield to maturity	7.7	-

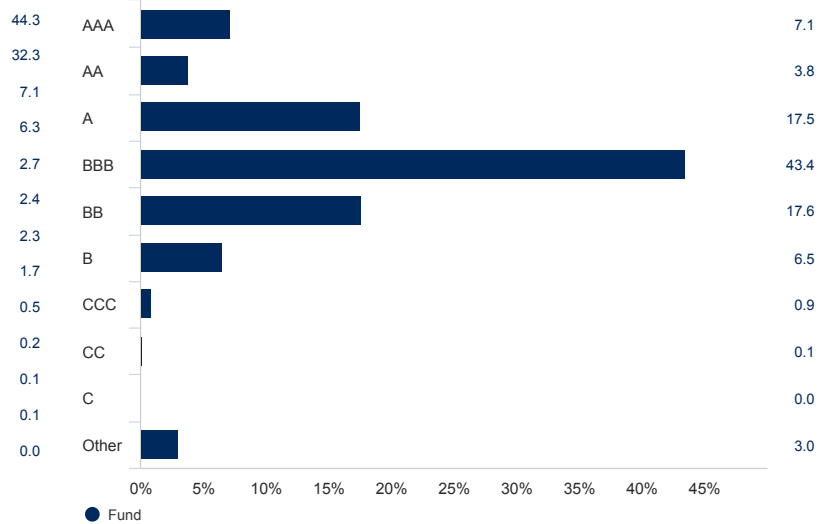
Source: Morningstar. The above ratios are based on bid to bid price based performance data.

## Asset allocation

### Sector (%)



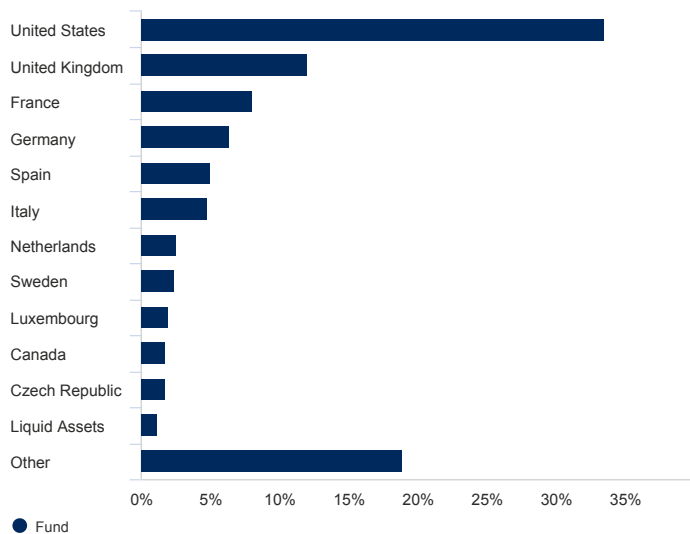
### Credit quality (%)



# Schroders Schroder International Selection Fund Global Credit Income

A Distribution USD | Data as at 30.04.2023

## Geographical breakdown (%)



## Top 10 holdings (%)

Holding name	%
TREASURY NOTE 4.2500 30/09/2024 SERIES GOVT	3.8
VEOLIA ENVIRONNEMENT SA 2.5000 PERP - REGS	1.2
JPMORGAN CHASE & CO 5.5460 15/12/2025 SERIES CORP	1.0
EQT AB 2.8750 06/04/2032 SERIES CORP	1.0
IBERCAJA BANCO SA 3.7500 15/06/2025 SERIES CORP REGS	0.9
United States Treasury Notes 2.500% 31-Jan-2024 2.5000 31/01/2024	0.8
GERMANY (FEDERAL REPUBLIC OF) 0.0000 18/10/2023 SERIES GOVT	0.8
MBANK SA 0.9660 21/09/2027 SERIES EMTN	0.8
CAIXA CENTRAL DE CREDITO AGRICOLA 2.5000 05/11/2026 SERIES CORP REGS	0.8
GLOBAL PAYMENTS INC 4.8750 17/03/2031 SERIES CORP	0.7

Source: Schroders. Top holdings and asset allocation are at fund level. Derivatives are displayed on the notional basis of the underlying exposure where possible. Due to the different treatment of derivative types, the allocation to Liquid Assets may vary between each chart. For illustrative purposes only and does not constitute to any recommendations to invest in the above-mentioned security/sector/country.

## Share class available

	A Distribution USD	A Accumulation USD
<b>Distribution frequency</b>	Monthly	No Distribution
<b>ISIN</b>	LU1514167136	LU1737068558
<b>Bloomberg</b>	SCGCAIU LX	SCGCAAU LX
<b>SEDOL</b>	BD24GB3	BYW8850

## Contact information

Schroder Investment Management (Europe) S.A.  
5, rue Höhenhof  
Sennigerberg  
Luxembourg  
L-1736  
Tel: +352 341 342 202  
Fax: +352 341 342 342

Schroder Investment Management (Singapore) Ltd  
138 Market Street  
#23-01 CapitaGreen Singapore 048946  
Tel: (65) 6534 4288  
Fax: (65) 6536 6626

For your security, all telephone calls are recorded  
Schroders Reg No 199201080H

### Benchmark and corporate action information

The fund does not have a target benchmark. The fund's performance should be compared against the Bloomberg Barclays Multiverse ex Treasury A+ to BUSD Hedged index, the Bloomberg Barclays Global Aggregate Corporate USD index, the Bloomberg Barclays Global High Yield USD index, and the JP Morgan EMBI Global Total Return index. The comparator benchmarks are only included for performance comparison purposes and do not have any bearing on how the investment manager invests the fund's assets. The fund's investment universe is expected to overlap materially with the components of the comparator benchmarks. The investment manager invests on a discretionary basis and there are no restrictions on the extent to which the fund's portfolio and performance may deviate from the comparator benchmarks. The investment manager will invest in companies or sectors not included in the comparator benchmarks. The benchmark(s) does/do not take into account the environmental and social characteristics or sustainable objective (as relevant) of the fund. Any comparator benchmark has been selected because the investment manager believes that the benchmark is a suitable comparison for performance purposes given the fund's investment objective and policy. Benchmark names in this document may be abbreviated. Please refer to the funds' legal documents for the full benchmark name.

### Source and ratings information

**Morningstar Sustainability Rating:** The Sustainability Rating is stated as of "reporting date". Sustainability provides company-level analysis used in the calculation of Morningstar's Sustainability Rating [Historical Sustainability Score]. © 2023 Morningstar. All rights reserved. The rating of the fund: (1) is proprietary to Morningstar and/or its content providers; (2) may not be copied or distributed; and (3) is not warranted to be accurate, complete or timely. Neither Morningstar nor its content providers are responsible for any damages or losses arising from any use of the rating. Past performance is no guarantee of future results.

**MSCI ESG Research rating:** Produced by MSCI ESG Research as of the "reporting date". MSCI ESG Research LLC's ("MSCI ESG") Fund Metrics and Ratings (the "Information") provide environmental, social and governance data with respect to underlying securities within more than 31,000 multi-asset class mutual funds and ETFs globally. MSCI ESG is a registered investment adviser under the U.S. Investment Advisers Act of 1940. MSCI ESG materials have not been submitted to, nor received approval from, the U.S. Securities and Exchange Commission or any other regulatory body. None of the Information constitutes an offer to buy or sell, or a promotion or recommendation of, any security, financial instrument or product or trading strategy, nor should it be taken as an indication or guarantee of any future performance, analysis, forecast or prediction. The Information should not be used to determine which securities to buy or sell or when to buy or sell them. The Information is provided "as is" and the user of the Information assumes the entire risk of any use it may make or permit to be made of the Information.

Source of all performance data, unless otherwise stated: Morningstar, bid to bid, net income reinvested, net of fees. Certain information ©2023 MSCI ESG Research LLC. Reproduced by permission.

**Morningstar Rating:** © Morningstar 2023. All Rights Reserved. The information contained herein: (1) is proprietary to Morningstar and/or its content providers; (2) may not be copied or distributed; and (3) is not warranted to be accurate, complete or timely. Neither Morningstar nor its content providers are responsible for any damages or losses arising from any use of this information. Past performance is no guarantee of future results.

### Important information

This advertisement has not been reviewed by the Monetary Authority of Singapore.

This is prepared by Schroders for information and general circulation only and the opinions expressed are subject to change without notice. It does not constitute an offer or solicitation to deal in shares of any Schroders fund (each a 'Fund') and does not have regard to the specific investment objectives, financial situation or the particular needs of any specific person who may receive this. Investors may wish to seek advice from a financial adviser before purchasing shares of any Fund. In the event that the investor chooses not to seek advice from a financial adviser, he should consider whether the relevant Fund in question is suitable for him. Past performance of a Fund or the manager, and any economic and market trends or forecast, are not necessarily indicative of the future or likely performance of the Fund or the manager. The value of shares in a Fund, and the income accruing to the shares, if any, from the Fund, may fall as well as rise. Investment in shares of a Fund involves risks, including the possible loss of the principal amount invested. A Fund may from time to time be concurrently offered to institutional and/or accredited investors and certain other persons pursuant to Sections 304 and/or 305 of the Securities and Futures Act 2001 (the 'Relevant Persons'), and in such case, investors should note that certain share classes of such Funds may only be made available to the Relevant Persons and not to retail investors. Retail investors should refer to the Singapore prospectus of the relevant Fund, available from Schroder Investment Management (Singapore) Ltd or its distributors, for the list of share classes of a Fund which are available to retail investors. Investors should read the Singapore prospectus before deciding to subscribe for or purchase shares in any Fund. A Fund may carry a sales charge of up to 5%.

The fund has environmental and/or social characteristics within the meaning of Article 8 of Regulation (EU) 2019/2088 on Sustainability-related Disclosures in the Financial Services Sector (the "SFDR"). For information on sustainability-related aspects of this fund please go to [www.Schroders.com](http://www.Schroders.com)

In case of discrepancy between the English and Chinese versions, the English version shall prevail.

Third party data is owned or licensed by the data provider and may not be reproduced or extracted and used for any other purpose without the data provider's consent. Third party data is provided without any warranties of any kind. The data provider and issuer of the document shall have no liability in connection with the third party data. The Prospectus and/or [www.Schroders.com](http://www.Schroders.com) contains additional disclaimers which apply to the third party data.

With effect from 3 March 2022, the Manager's order execution and placement policy may be accessed on the Manager's website.