

## Fund objectives and investment policy

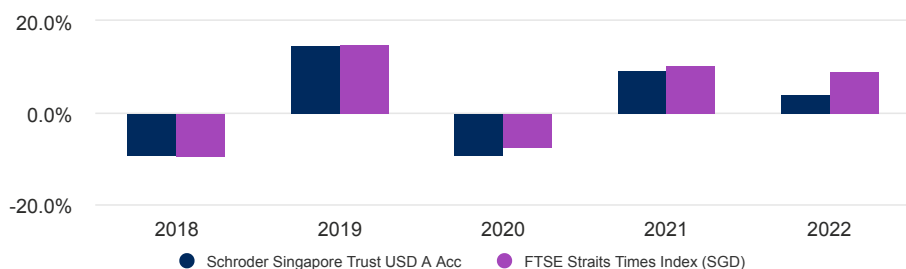
The Schroder Singapore Trust (the "Fund") aims to achieve long-term capital growth primarily through investment in securities of companies listed on the Singapore Exchange Securities Trading Limited ("SGX-ST"). The portfolio of the Fund will be broadly diversified with no specific industry or sectoral emphasis. The net asset value ("NAV") of the Fund is likely to have high volatility due to its investment policy or portfolio management techniques.

This fund may use financial derivative instruments as a part of the investment process. Derivatives carry a high degree of risk and should only be considered by sophisticated investors. **Past Performance is not a guide to future performance and may not be repeated. The value of investments and the income from them may go down as well as up and investors may not get back the amounts originally invested. Exchange rate changes may cause the value of investments to fall as well as rise. Performance data does not take into account any commissions and costs, if any, charged when units or shares of any fund, as applicable, are issued and redeemed.**

## Share class performance (%)

Performance (%)	1 month	3 months	6 months	YTD	1 year	3 years p.a.	5 years p.a.	Since inception p.a.
Fund (bid to bid)	0.4	-4.0	11.2	1.0	0.7	10.5	-0.0	4.9
Fund (offer to bid)	-4.6	-8.8	5.6	-4.1	-4.3	8.6	-1.1	4.1
Benchmark	0.9	-2.9	14.3	2.6	5.3	13.6	1.7	6.5

## Performance over 5 years (%)



**Past performance and any forecasts are not necessarily a guide to the future or likely performance.**

**The value of investments and income from them can go down as well as up and is not guaranteed.** Returns of more than 1 year are annualised. The distributions are not guaranteed and might be changed at the Manager's discretion in accordance with the Trust Deed. Ordinarily, they will be reviewed annually. In the event of the Fund's income and realised gains being less than indicated distribution amount per unit per annum, distributions will be made from capital, subject to trustee approval. Investors should be aware that the distributions may exceed the income and realised gains of the Fund at times and lead to a reduction of the amount originally invested, depending on the date of initial investment. The performance returns shown above are calculated based on the NAV after dilution adjustments (if any) have been applied. Where 'since inception' performance figures are stated, please note that the inception date is the same as the share class launch date under 'Fund Facts'.

## Ratings and accreditation



Please refer to the Source and ratings information section for details on the icons shown above.

## Fund facts

Fund manager	Seok Hooi Teoh Chuanyao Lu
Fund management company	Schroder Investment Management (Singapore) Ltd
Domicile	Singapore
Fund launch date	01.02.1993
Share class launch date	01.02.2017
Fund base currency	SGD
Share class currency	USD
Fund size (Million)	SGD 855.13
Number of holdings	39
CPF classification	Higher Risk - Narrowly Focused - Country - Singapore
Benchmark	FTSE Straits Times Index (SGD)
Unit NAV	USD 1.3510
Dealing frequency	Daily
Distribution rate	No Distribution
Distribution frequency	No Distribution
Subscription mode	Cash

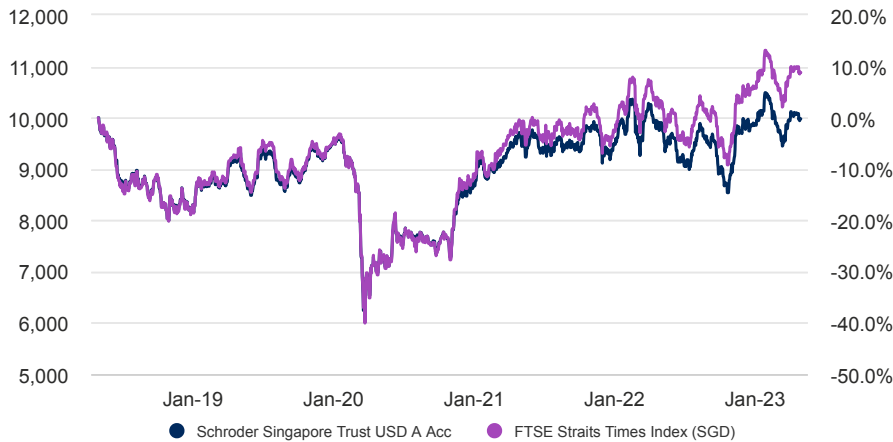
## Fees & expenses

Initial sales charge up to	5.00%
Annual management fee	1.125%
Redemption fee up to	0.00%

## Purchase details

Minimum initial subscription	USD 1,000
------------------------------	-----------

## Return of USD 10,000



The chart is for illustrative purposes only and does not reflect an actual return on any investment.

Returns are calculated bid to bid (which means performance does not include the effect of any initial charges), net income reinvested, net of fees.

## Codes

ISIN SG9999016059  
Bloomberg SCHSNAU SP

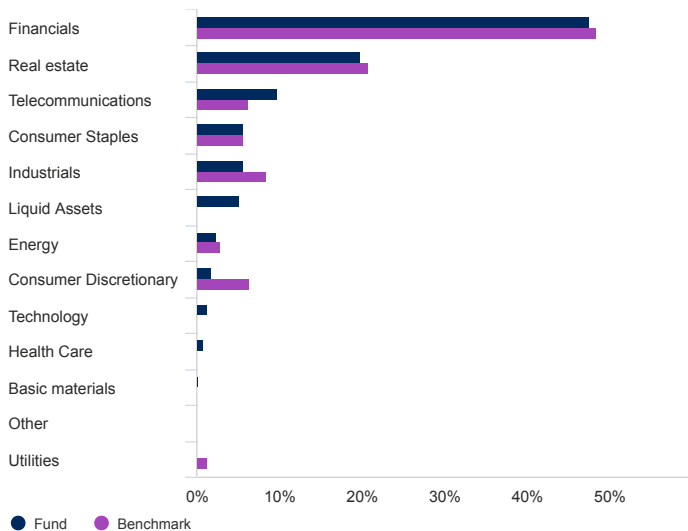
## Risk statistics & financial ratios

	Fund	Benchmark
Annual volatility (%) (3y)	15.3	16.8
Alpha (%) (3y)	-1.8	-
Beta (3y)	0.9	-
Sharpe ratio (3y)	0.6	0.8
Information ratio (3y)	-1.3	-
Price to book	1.1	-
Price to earnings	11.8	-
Predicted Tracking error (%)	1.5	-

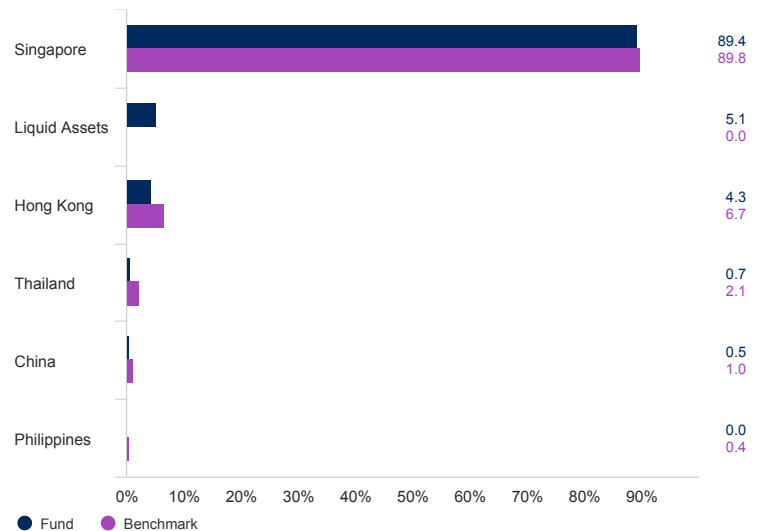
Source: Morningstar, and Schroders for the Predicted tracking error. The above ratios are based on bid to bid price based performance data. These financial ratios refer to the average of the equity holdings contained in the fund's portfolio and in the benchmark (if mentioned) respectively.

## Asset allocation

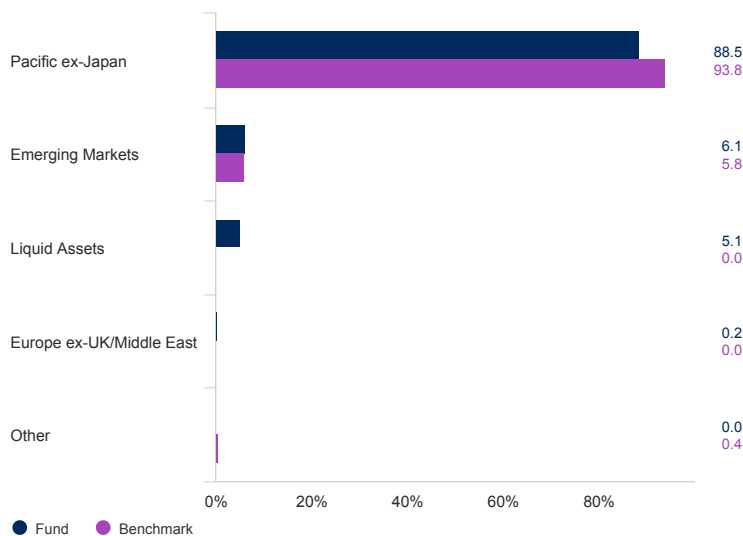
### Sector (%)



### Geographical breakdown (%)



## Region (%)



## Top 10 holdings (%)

Holding name	%
DBS Group Holdings Ltd	17.9
Oversea-Chinese Banking Corp Ltd	14.0
United Overseas Bank Ltd	11.8
Singapore Telecommunications Ltd	9.2
Wilmar International Ltd	4.1
Capitaland Investment Ltd/Singapore	4.0
Singapore Exchange Ltd	3.9
Jardine Matheson Holdings Ltd	3.0
CapitaLand Ascendas REIT	2.5
Keppel Corp Ltd	2.4

Source: Schroders. Top holdings and asset allocation are at fund level. For illustrative purposes only and does not constitute to any recommendations to invest in the above-mentioned security/sector/country.

## Contact information

Schroder Investment Management (Singapore) Ltd  
138 Market Street  
#23-01 Capitagreen  
Singapore  
048946  
Tel: +65 6534 4288  
Fax: +65 6536 6626

For your security, all telephone calls are recorded  
Schroders Reg No 199201080H

## Benchmark and corporate action information

On 01.12.2021, the FTSE Straits Times Index (SGD) replaced the MSCI Singapore Free NR.

## Source and ratings information

Source of all performance data, unless otherwise stated: Morningstar, bid to bid, net income reinvested, net of fees.

**Morningstar Rating:** © Morningstar 2023. All Rights Reserved. The information contained herein: (1) is proprietary to Morningstar and/or its content providers; (2) may not be copied or distributed; and (3) is not warranted to be accurate, complete or timely. Neither Morningstar nor its content providers are responsible for any damages or losses arising from any use of this information. Past performance is no guarantee of future results.

## Important information

This advertisement or publication has not been reviewed by the Monetary Authority of Singapore.

The information contained herein is provided for information purposes only and does not constitute an offer to sell or the solicitation of an offer to buy units/shares in the Fund. No representations or warranties are given as to the reliability, accuracy and completeness of the information. The information contained herein is subject to change without notice. As a result, you should check the accuracy of such information before relying on it. Schroders (and its officers or employees) accepts no liability for any damage or loss, including loss of profit, whether direct, indirect or consequential in respect of the use or reliance of any information contained herein and whether arising as a result of Schroders' negligence or otherwise.

Nothing herein constitutes investment advice or recommendation in respect of the purchase of or switching of units in the Fund. The information herein was prepared without regard to the specific objectives, financial situation or needs of any particular person who may receive it. The information contained herein should not be relied upon when making investment decisions. You should seek independent financial, legal or tax advice before making any investment decisions. A copy of the prospectus or offering document is available and may be obtained from Schroder Investment Management (Singapore) Ltd and its appointed distributors. Investors should read the prospectus/offering document before deciding to invest. The value of units/shares and the income from them may fall as well as rise. Past performance figures, and any economic and market trends or forecast, are not necessarily indicative of future performance of the Fund. An investment in the Fund is subject to investment risks, including the possible loss of the principal amount invested. Units/shares in the Fund are not obligations of, deposits in, or guaranteed by, Schroders or any of its affiliates.

The Central Provident Fund ("CPF") interest rate for the CPF- Ordinary Account ("OA") is based on the 3-month average of major local banks' interest rates. Under the CPF Act, the CPF Board pays a minimum interest rate of 2.5% per annum when this interest formula yields a lower rate. The interest rate for the Special and Medisave Accounts ("SMA") is pegged to the 12-month average yield of 10-year Singapore Government Securities ("10YSGS") plus 1%, or 4% p.a. whichever is higher, reviewed quarterly. The interest rate to be credited to the Retirement Account ("RA") is the weighted average interest rate of the entire portfolio of Special Singapore Government Securities ("SSGS") the RA savings are invested in which earn a fixed coupon equal to the 12-month average yield of the 10YSGS plus 1% at the point of issuance, or 4% p.a. whichever is the higher, reviewed yearly. The Singapore government will maintain the 4% p.a. minimum rate for interest earned on all SMA and RA monies until 31 December 2023. Thereafter, interest rates on all CPF account monies will be subject to a minimum rate of 2.5% p.a. . In addition, the CPF Board will pay an extra interest rate of 1% per annum on the first S\$60,000.00 of a CPF member's combined balances, including up to S\$20,000.00 in the CPF-OA. The first S\$20,000.00 in the CPF-OA and the first S\$40,000.00 in the CPF-Special Account ("SA") are not allowed to be invested under the CPFIS. Investors should note that the applicable interest rates for each of the CPF accounts may be varied by the CPF Board from time to time.

The Fund offers free personal accident insurance. Coverage is up to 3 times the value of the investment, subject to a maximum of S\$200,000. Terms and conditions apply. Please contact Schroders for more details. In case of discrepancy between the English and Chinese versions, the English version shall prevail.

Third party data is owned or licensed by the data provider and may not be reproduced or extracted and used for any other purpose without the data provider's consent. Third party data is provided without any warranties of any kind. The data provider and issuer of the document shall have no liability in connection with the third party data. The Prospectus and/or [www.Schroders.com](http://www.Schroders.com) contains additional disclaimers which apply to the third party data.

FTSE International Limited ("FTSE") © FTSE (2023). "FTSE®" is a trade mark of London Stock Exchange Plc and The Financial Times Limited and is used by FTSE International Limited under licence. All rights in the FTSE indices and / or FTSE ratings vest in FTSE and/or its licensors. Neither FTSE nor its licensors accept any liability for any errors or omissions in the FTSE indices and / or FTSE ratings or underlying data. No further distribution of FTSE Data is permitted without FTSE's express written consent.

With effect from 3 March 2022, the Manager's order execution and placement policy may be accessed on the Manager's website.