

# PIMCO Global Core Asset Allocation Fund

## E CLASS ACCUMULATION AND INCOME SHARES

### Fund Description

The investment objective of the Fund is to seek to maximise total return, consistent with preservation of capital and prudent investment management.

The Fund is a comprehensive global asset allocation strategy designed to serve as a core holding in investor portfolios. Investors in the fund gain access to PIMCO's highest conviction top-down and bottom-up investment ideas across asset classes, regions, and sectors.

- It seeks to deliver attractive risk adjusted returns across a range of market.
- Global diversification across asset classes, regions, and sectors and tactical investment style.

The Fund may use or invest in financial derivatives.

PIMCO's global investment insights and portfolio management talent, combined with the fund's tactical management style, may enhance return potential as asset class returns are expected to be increasingly divergent.

### ABOUT THE BENCHMARK

The benchmark is a blend of 60% MSCI All Country World Index (ACWI) and 40% Bloomberg Global Aggregate USD Hedged Index. The MSCI All Country World Index is a free float-adjusted market capitalization weighted index that is designed to measure the equity market performance of developed and emerging markets. The Index consists of a group of country indices comprising developed and emerging market country indices. Bloomberg Global Aggregate (USD Hedged) Index provides a broad-based measure of the global investment-grade fixed income markets. The three major components of this index are the U.S. Aggregate, the Pan-European Aggregate, and the Asian-Pacific Aggregate Indices. The index also includes Eurodollar and Euro-Yen corporate bonds, Canadian Government securities, and USD investment grade 144A securities. It is not possible to invest directly in an unmanaged index.

Unless otherwise stated in the prospectus, the Fund is not managed against a particular benchmark or index, and any reference to a particular benchmark or index in this factsheet is made solely for risk or performance comparison purposes.

### Key Facts

	Accumulation	Income
Bloomberg Ticker	PGMAEAU	PGMAEID
ISIN	IE00B4YYXB79	IE00B3SWFQ91
Sedol	B4YYXB7	B3SWFQ9
CUSIP	G7097Y800	G7098B171
Valoren	10228707	12379776
WKN	A0X8WG	A1H6TF
Inception Date	22/06/2009	28/01/2011
Distribution	-	Quarterly <sup>1</sup>
Unified Management Fee	2.15% p.a.	2.15% p.a.
Fund Type	UCITS	
Portfolio Manager	Emmanuel Sharef, Erin Browne, Geraldine Sundstrom	
Total Net Assets	697.1 (USD in Millions)	
Fund Base Currency	USD	
Share Class Currency	USD	

### Fund Statistics

Effective Duration (yrs)	2.59
Benchmark Duration (yrs)	2.72
Annualised Distribution Yield <sup>†</sup>	3.98
Equity (%)	55.84
Average Credit Quality	AA-

<sup>†</sup>Annualised Distribution Yield is as of last quarter ending 04/30/2023. The dividend distribution rate/yield is based on historical dividend rate/yield. The dividend amount or dividend rate/yield is not guaranteed. Distribution payments of the Fund where applicable, may at the sole discretion of the Fund, be made out of either income and/ or capital of the Fund.

<sup>1</sup>This share class aims to pay dividend on a Quarterly basis. The dividend amount or dividend rate/yield is not guaranteed.

\*Geraldine Sundstrom is on leave of absence until the end of June 2023.

### MANAGER

PIMCO Global Advisors (Ireland) Limited

### INVESTMENT ADVISOR

Pacific Investment Management Company LLC

For questions regarding the PIMCO Funds: Global Investors Series plc, please call +65 6826 7589.

Visit our website for a full menu of products and services at [pimco.com.sg](http://pimco.com.sg)

Performance (Net of Fees)

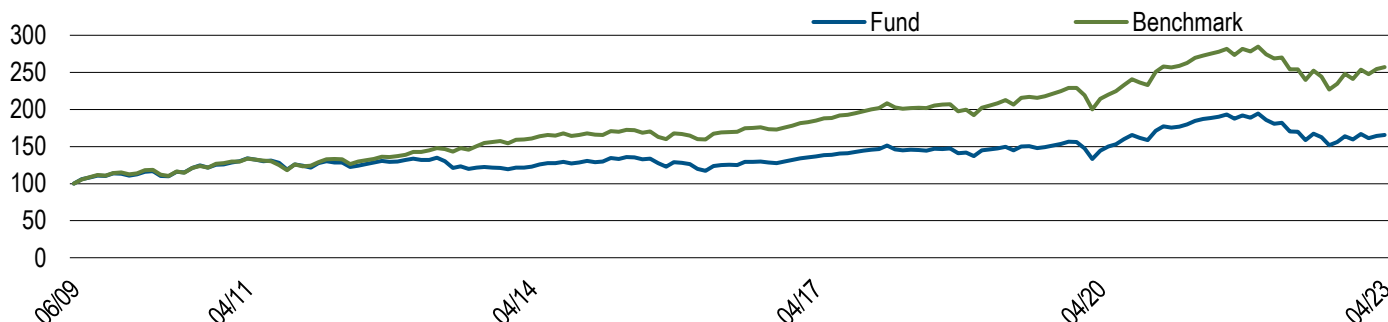


Chart shows performance from the first month-end, rebased to 100, for the E Acc USD class. **Past Performance is not a guarantee or reliable indicator of future results and no guarantee is being made that similar returns will be achieved in the future.**

Performance (Net of Fees)	1 Mo.	3 Mos.	6 Mos.	1 Yr.	3 Yrs.	5 Yrs.	10 Yrs.	SI
E, Acc (%) <sup>1</sup>	0.93	-0.68	5.95	-2.73	4.71	2.60	2.05	3.78
Net of 5% Preliminary Charge <sup>2</sup>	-4.12	-5.63	0.63	-7.58	2.94	1.55	1.53	3.40
E, Inc (%) <sup>1</sup>	0.98	-0.62	6.03	-2.73	4.73	2.62	2.06	2.30
Net of 5% Preliminary Charge <sup>2</sup>	-4.05	-5.55	0.71	-7.59	2.95	1.57	1.53	1.87
Benchmark (%)	1.07	1.39	9.54	1.21	6.26	4.96	5.69	—

**Past Performance is not a guarantee or reliable indicator of future results and no guarantee is being made that similar returns will be achieved in the future.**

Calendar Year (Net of Fees)	2013	2014	2015	2016	2017	2018	2019	2020	2021	2022	YTD
E, Acc (%) <sup>1</sup>	-8.34	6.35	-1.99	2.86	12.80	-6.23	14.11	13.21	9.69	-18.01	3.81
Net of 5% Preliminary Charge <sup>2</sup>	-12.91	1.04	-6.87	-2.29	7.16	-10.91	8.41	7.54	4.22	-22.11	-1.36
E, Inc (%) <sup>1</sup>	-8.38	6.36	-2.08	2.95	12.83	-6.32	14.21	13.23	9.66	-18.06	3.92
Net of 5% Preliminary Charge <sup>2</sup>	-12.93	1.03	-6.93	-2.18	7.18	-11	8.47	7.61	4.18	-22.16	-1.25
Benchmark (%)	13.18	5.61	-0.80	6.45	15.18	-4.86	19.18	12.65	10.28	-15.32	6.68

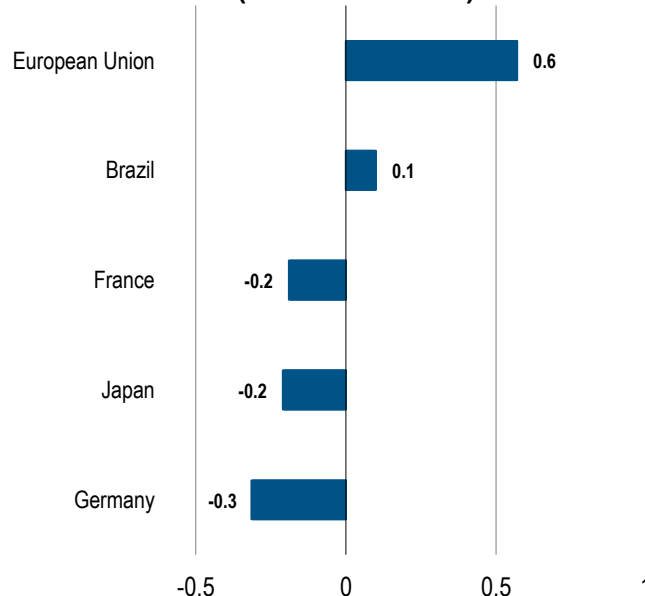
*Past performance is not necessarily indicative of future performance.* The benchmark is the 60% MSCI All Country World Index (ACWI) and 40% Bloomberg Global Aggregate USD Hedged Index All periods longer than one year are annualised. SI is the performance since inception. <sup>1</sup> Performance shown is on a NAV-to-NAV basis in the denominated currency, excluding the preliminary charge and on the assumption that distributions are reinvested, as applicable. <sup>2</sup> Performance shown is on a NAV-to-NAV basis in the denominated currency, taking into account the preliminary charge and on the assumption that distributions are reinvested, as applicable. A preliminary charge of up to 5% may or may not be deducted from the subscription amount depending on the distributor from whom you had purchased shares, as such this may not represent actual performance returns. Investment returns denominated in non-local currency may be exposed to exchange rate fluctuations.

Top 10 Holdings (% Market Value)\*

RFR USD SOFR/4.10000 11/03/23-2Y LCH	13.2
RFR USD SOFR/1.75000 06/15/22-7Y CME	4.9
FIN FUT 10YR JGB OSE 03/13/23	3.7
FIN FUT US 30YR CBT 03/22/23	2.9
RFR JPY MUTK/0.00000 12/15/21-5Y LCH	2.8
CHINA GOVERNMENT BOND	2.8
IRS EUR 1.75000 03/15/23-10Y LCH	2.8
IRS EUR 0.08050 03/10/22-9Y* LCH	2.7
FIN FUT EURO-SCHATZ 2YR EUX 03/08/23	2.3
FIN FUT US 2YR CBT 03/31/23	2.3

\*Top 10 holdings as of 12/31/2022.

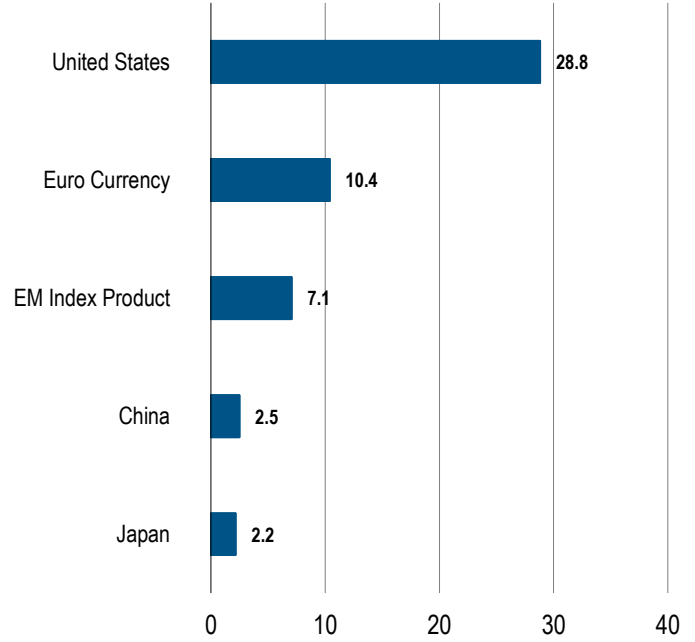
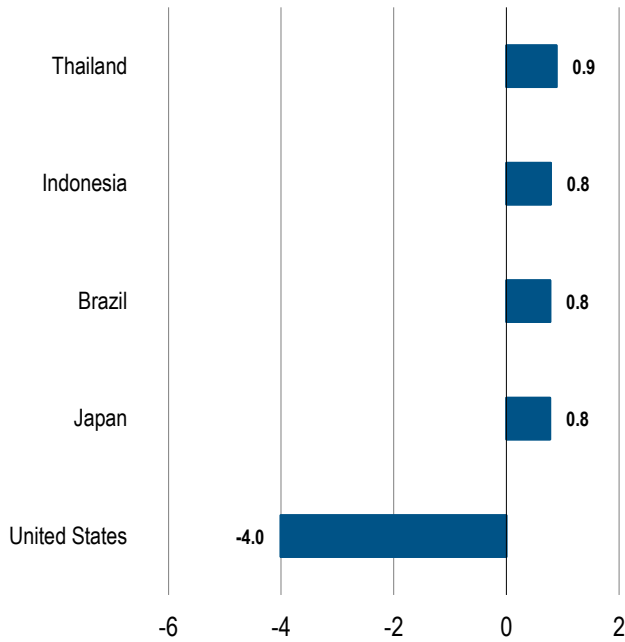
Top 5 Country Exposure by Currency of Settlement – Fixed Income (Duration in Years)



Countries are categorized by currency of settlement. EMU-member countries reflect the country of exposure for EUR-denominated securities. Europe represents European Union instruments that cannot be separated by specific country. 2 of 4

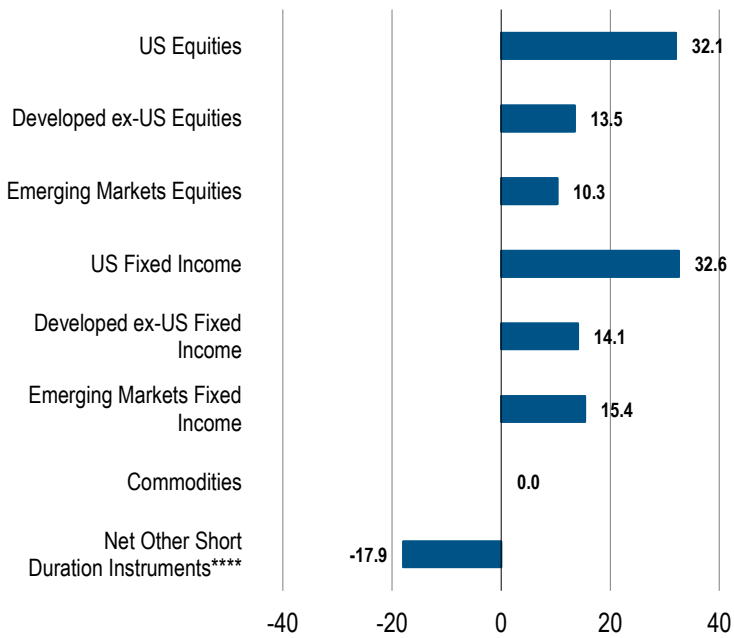
**Top 5 Active Currency Exposure (% Market Value)**

**Top 5 Country Exposure (% Market Value)**



Countries are categorized by currency of settlement. EMU-member countries reflect the country of exposure for EUR-denominated securities. Europe represents European Union instruments that cannot be separated by specific country.

**Asset Allocation (% Market Value)**



Market Value % may not equal 100 due to rounding.  
Source: PIMCO

Source: PIMCO, index provider for benchmark data. Differences in the Fund's performance versus the index and related attribution information with respect to particular categories of securities or individual positions may be attributable, in part, to differences in the pricing methodologies used by the Fund and the index.<sup>A</sup>Where permitted by the investment guidelines stated in the portfolios offering documents, "other" may include exposure to, convertibles, preferred, common stock, equity-related securities, and Yankee bonds. Dividend is not guaranteed. Past distributions are not necessarily indicative of future trends, which may be lower. A positive distribution yield does not imply a positive return. Data does not include special cash dividends. Distribution payments of the Fund where applicable, may at the sole discretion of the Fund, be made out of either income and/ or capital of the Fund. In the case of the Fund, the Fund may at its discretion pay dividends out of capital which may result in an immediate reduction of the Fund's NAV per share. In the case of Income II Shares, the Fund may at its discretion pay dividends out of capital as well as take into account the yield differential arising from share class currency hedging (which constitutes a distribution from capital). The management and other fees payable by the Income II Shares may also be charged to the capital of the Income II Shares, resulting in an increase in distributable income available for the payment of dividends and therefore, the Income II Shares may effectively pay dividends out of capital. This may result in an immediate reduction of the NAV per share for the Income II Shares. Please refer to [www.pimco.com.sg](http://www.pimco.com.sg) for more information on income statistics. **Dividends are payable out of the capital of the Fund. As a result capital will be eroded and distributions will be achieved by foregoing the potential for future capital growth and this cycle may continue until all capital is depleted.** PIMCO duration calculation that adjusts the durations of credit securities to account for the potential that in the event of default investors will receive the recovery amount prior to the maturity of the security. Negative allocations may result from derivative positions and unsettled trades and does not imply the fund is short cash, is levered, or that the derivatives are not fully cash backed. Duration is the sensitivity of a fixed income security to a change in interest rates. The longer the duration of a fixed income security, the higher its sensitivity to interest rates. Duration Weighted Exposure (DWE%) is the percentage weight of each sector's contribution to the overall duration of the fund. Morningstar ratings are shown for funds with 4 or 5 star ratings only. Other share classes ratings are either lower or unavailable. A rating is not a recommendation to buy, sell or hold a fund. Copyright © 2023 Morningstar Ltd. All Rights Reserved. The information contained herein: (1) is proprietary to Morningstar and/or its content providers; (2) may not be copied or distributed; and (3) is not warranted to be accurate, complete or timely. Neither Morningstar nor its content providers are responsible for any damages or losses arising from any use of this information. Past performance is no guarantee of future results. Investment involves risk including possible loss of the principal amount invested.

Investment involves risk including possible loss of the principal amount invested. Past performance is not a guarantee or a reliable indicator of future results and no guarantee is being made that similar returns will be achieved in the future. The value of shares of the Fund and the income accruing to them, if any, may fall or rise. Investment returns denominated in non-local currency may be exposed to exchange rate fluctuations. The fund may use or invest in financial derivative instruments and be subject to various risks (including for e.g. liquidity risk, interest rate risk, market risk, credit risk and management risk etc.) associated with such investments in financial derivative instruments. A fund's use of, or investment in, financial derivative instruments involves risks different from, or possibly greater than, the risks associated with investing directly in securities and other traditional investments. Participation in the markets for financial derivative instruments involves investment risks and transaction costs to which a fund may not be subject if such strategies are not used. Investors should consider the investment objectives, risks, charges and expenses carefully before investing. This and other information is contained in the Fund's Singapore Prospectus which is available and can be obtained from our website [www.pimco.com.sg](http://www.pimco.com.sg), a Fund distributor or the Singapore Representative. Prospective investors should read the Fund's Singapore Prospectus before deciding whether to subscribe for or purchase shares in any of the Funds. Investors may wish to seek advice from a financial adviser before making a commitment to invest and in the event you choose not to seek advice, you should consider whether the investment is suitable for you. PIMCO Funds: Global Investors Series plc is an umbrella type open-ended investment company with variable capital and with segregated liability between Funds incorporated with limited liability under the laws of Ireland with registered number 276928.

PIMCO Funds: Global Investors Series plc has appointed PIMCO Asia Pte Ltd as the Singapore Representative. This document is issued by PIMCO Asia Pte Ltd (8 Marina View, #30-01, Asia Square Tower 1, Singapore 018960, Registration No. 199804652K). This advertisement or publication has not been reviewed by the Monetary Authority of Singapore. No part of this publication may be reproduced in any form, or referred to in any other publication, without express written permission. Unified management fee is a single fixed Management Fee out of which the fees of the Investment Advisers, the Administrator and Custodian shall be paid, and certain other expenses including the fees of Paying Agents (and other local representatives) in jurisdictions where the Funds are registered. PIMCO is a trademark of Allianz Asset Management of America LLC in the United States and throughout the world. © 2023, PIMCO.