

Asia Strategic Interest Bond Fund

E CLASS ACCUMULATION SHARES

Fund Description

The investment objective of the Fund is to seek to generate attractive and stable income. Long-term capital appreciation is a secondary objective.

The Asia Strategic Interest Bond Fund is a flexible and actively managed portfolio that seeks to generate attractive and stable income through investing at least two thirds of its total assets in fixed income instruments in Asia ex-Japan. The fund may also invest up to one third of its total assets outside of Asia ex-Japan. The fund will allocate to both investment grade and high yield bonds. Predominantly invested in hard currency bonds, the portfolio may also seek opportunities in local currency denominated bonds.

The fund seeks to meet the needs of investors who are targeting a competitive and consistent level of income without compromising long term capital appreciation. It offers the opportunity to gain exposure to different sectors of the Asian fixed interest markets, while also having the flexibility to allocate to select opportunities outside of Asia.

The Fund may use or invest in financial derivatives.

The fund employs PIMCO's fundamental research process, including top-down economic views and bottom-up security selection and benefits from PIMCO's extensive global resources.

ABOUT THE BENCHMARK

The JPMorgan Asia Credit Index (EUR Unhedged) measures the performance of Asia ex Japan USD denominated bond market. Index provides a benchmark for investment opportunities in fixed and floating rate US dollar-denominated bonds issued by Asia sovereigns, quasi-sovereigns, banks, and corporates plus 10% 1 month USD Libor.

Unless otherwise stated in the prospectus, the Fund is not managed against a particular benchmark or index, and any reference to a particular benchmark or index in this factsheet is made solely for risk or performance comparison purposes.

Key Facts

	Accumulation
Bloomberg Ticker	PEABEEU
ISIN	IE00B3Q9WN89
Sedol	B3Q9WN8
CUSIP	G7098B387
Valoren	13102525
WKN	A1JBGK
Inception Date	03/06/2011
Distribution	-
Unified Management Fee	1.50% p.a.
Fund Type	UCITS
Portfolio Manager	Stephen Chang, Abhijeet Neogy, Mohit Mittal
Total Net Assets	345.4 (USD in Millions)
Fund Base Currency	USD
Share Class Currency	EUR

Fund Statistics

Effective Duration (yrs)	3.51
Benchmark Duration (yrs)	4.54
Current Yield (%) [⊕]	5.64
Estimated Yield to Maturity (%) [⊕]	8.14
Average Coupon (%)	4.72
Effective Maturity (yrs)	5.21
Average Credit Quality	BAA+

MANAGER

PIMCO Global Advisors (Ireland) Limited

INVESTMENT ADVISOR

Pacific Investment Management Company LLC

For questions regarding the PIMCO Funds: Global Investors Series plc, please call +65 6826 7589.

Visit our website for a full menu of products and services at pimco.com.sg

Performance (Net of Fees)

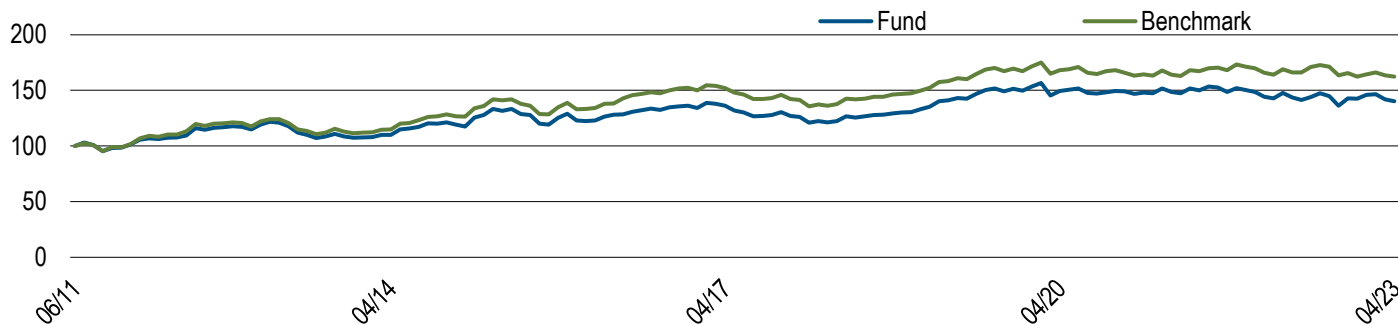


Chart shows performance from the first month-end, rebased to 100, for the E Acc EUR class. **Past Performance is not a guarantee or reliable indicator of future results and no guarantee is being made that similar returns will be achieved in the future.**

Performance (Net of Fees)	1 Mo.	3 Mos.	6 Mos.	1 Yr.	3 Yrs.	5 Yrs.	10 Yrs.	SI
E, Acc (%) ¹	-1.28	-4.00	2.96	-5.17	-2.13	2.76	1.48	2.82
Net of 5% Preliminary Charge ²	-6.20	-8.78	-2.18	-9.90	-3.79	1.71	0.96	2.38
Benchmark (%)	-0.71	-1.19	-0.70	-3.99	-1.18	3.34	2.72	—

Past Performance is not a guarantee or reliable indicator of future results and no guarantee is being made that similar returns will be achieved in the future.

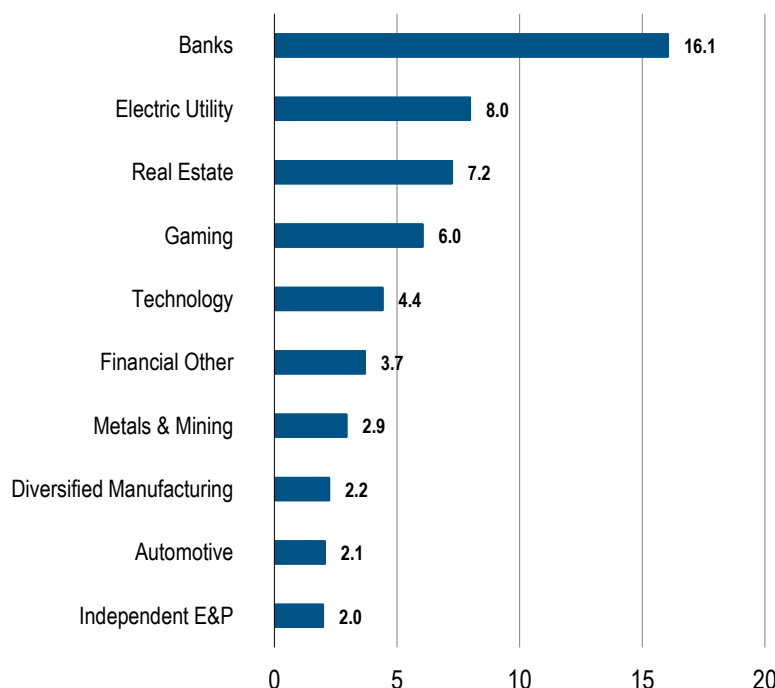
Calendar Year (Net of Fees)	2013	2014	2015	2016	2017	2018	2019	2020	2021	2022	YTD
E, Acc (%) ¹	-8.58	9.47	4.63	10.81	-7.39	3.51	14.65	-1.82	2.33	-5.22	-1.62
Net of 5% Preliminary Charge ²	-13.12	4.01	-0.57	5.29	-12.01	-1.67	8.94	-6.71	-2.8	-9.98	-6.57
Benchmark (%)	-7.66	13.53	5.23	14.36	-7.09	4.23	13.39	-2.45	4.97	-5.19	0.00

Past performance is not necessarily indicative of future performance. The benchmark is the Inception to May 31 2016 [90% JPMorgan Asia credit Index (JACI) + 10% 1 month USD Libor] * [JPMorgan Emerging Local Markets Index (ELMI+)] / [3 month USD Libor](Euro Unhedged). June 1, 2016 and onwards JPMorgan Asia Credit Index (EUR Unhedged). All periods longer than one year are annualised. SI is the performance since inception. ¹ Performance shown is on a NAV-to-NAV basis in the denominated currency, excluding the preliminary charge and on the assumption that distributions are reinvested, as applicable. ² Performance shown is on a NAV-to-NAV basis in the denominated currency, taking into account the preliminary charge and on the assumption that distributions are reinvested, as applicable. A preliminary charge of up to 5% may or may not be deducted from the subscription amount depending on the distributor from whom you had purchased shares, as such this may not represent actual performance returns. Investment returns denominated in non-local currency may be exposed to exchange rate fluctuations.

Top 10 Industries (% Market Value)

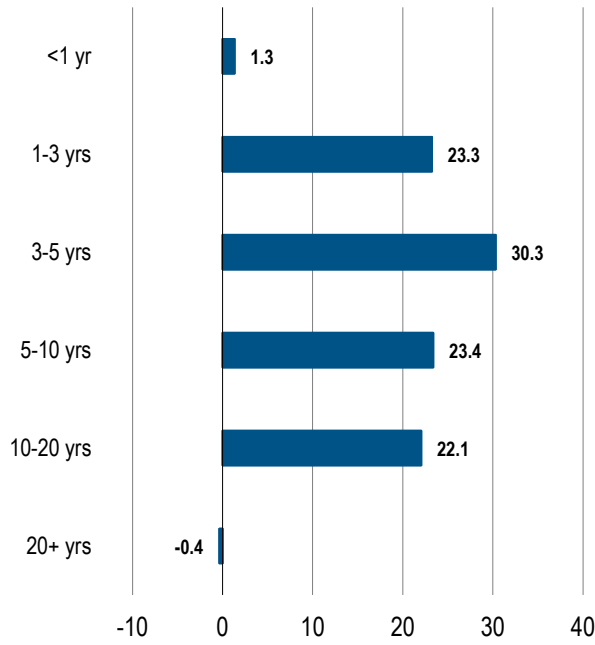
Top 10 Holdings (% Market Value)*

REPUBLIC OF INDONESIA	2.2
KOREA ELECTRIC POWER CO	1.9
U S TREASURY NOTE	1.9
KOREA NATIONAL OIL CORP	1.5
HUARONG FINANCE 2019	1.4
1MDB GLOBAL INVESTMENTS REGS	1.4
ONGC VIDESH LTD	1.3
MISC CAPITAL TWO LABUAN SR UNSEC REGS	1.2
U S TREASURY INFLATE PROT BD	1.2
SUNNY OPTICAL TECH	1.2

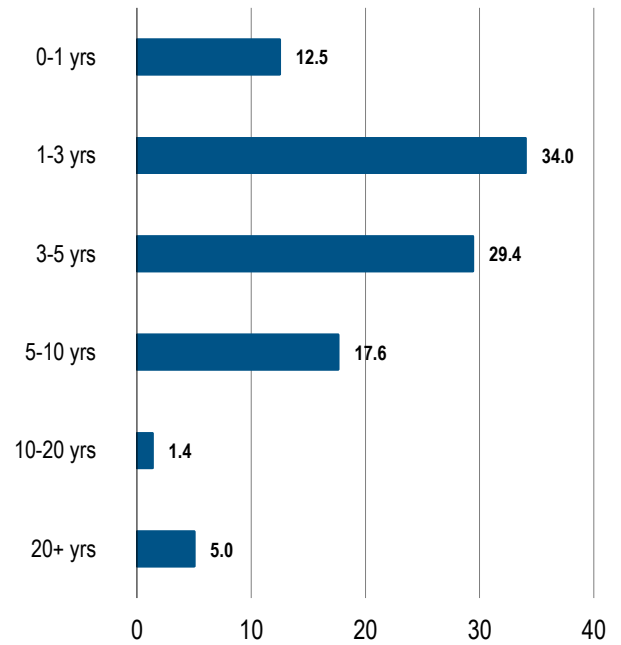


*Top 10 holdings as of 12/31/2022, excluding derivatives.

Duration (% Duration Weighted Exposure)



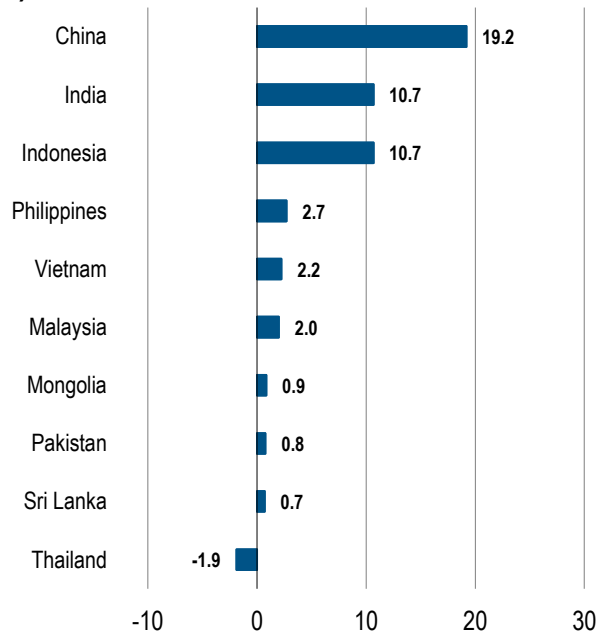
Maturity (% Market Value)



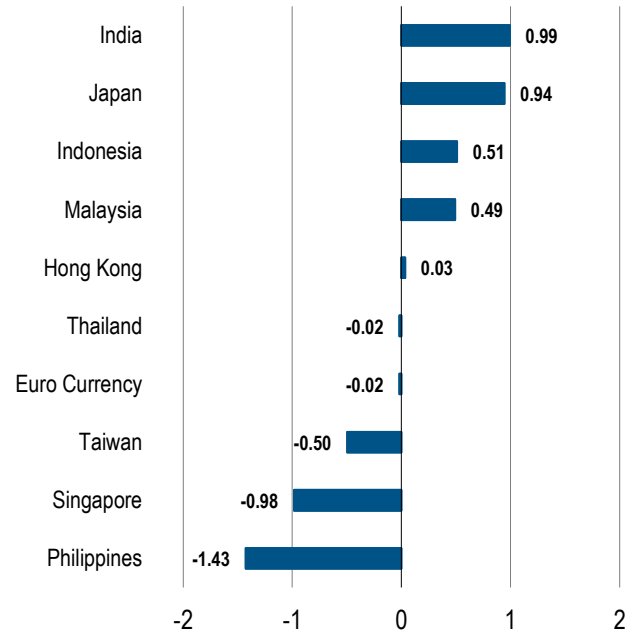
Source: PIMCO

Market Value % may not equal 100 due to rounding.

Top 10 Emerging Market Country Exposure (% Market Value)



Top 10 Currency Exposure (% Market Value)



©PIMCO calculates a Fund's Estimated Yield to Maturity by averaging the yield to maturity of each security held in the Fund on a market weighted basis. PIMCO sources each security's yield to maturity from PIMCO's Portfolio Analytics database. When not available in PIMCO's Portfolio Analytics database, PIMCO sources the security's yield to maturity from Bloomberg. When not available in either database, PIMCO will assign a yield to maturity for that security from a PIMCO matrix based on prior data. The source data used in such circumstances is a static metric and PIMCO makes no representation as to the accuracy of the data for the purposes of calculating the Estimated Yield to Maturity. The Estimated Yield to Maturity is provided for illustrative purposes only and should not be relied upon as a primary basis for an investment decision and should not be interpreted as a guarantee or prediction of future performance of the Fund or the likely returns of any investment. Source: PIMCO, index provider for benchmark data. Differences in the Fund's performance versus the index and related attribution information with respect to particular categories of securities or individual positions may be attributable, in part, to differences in the pricing methodologies used by the Fund and the index. **Except for performance, statistics and breakdowns shown are for the fund and are not specific to the share class.** Prior to 28 August 2020, the Fund was named as PIMCO GIS Emerging Asia Bond Fund. The investment objective and policy of the Fund were changed on 28 August 2020. Dividend is not guaranteed. Past distributions are not necessarily indicative of future trends, which may be lower. A positive distribution yield does not imply a positive return. Data does not include special cash dividends. Distribution payments of the Fund where applicable, may at the sole discretion of the Fund, be made out of either income and/ or capital of the Fund. In the case of the Fund and the Income II Shares, the Fund may at its discretion pay dividends out of capital and charge management and other fees payable by the Fund/Income II Shares to the capital of the Fund/Income II Shares (as the case may be), thereby resulting in an increase in distributable income available for the payment of dividends by the Fund/Income II Shares and therefore, the Fund / Income II shares may effectively pay dividends out of capital. In the case of Income II Shares, the Fund may also take into account the yield differential arising from share class currency hedging (which constitutes a distribution from capital). This may result in an immediate reduction of the NAV per share for the Fund and the Income II Shares. Please refer to www.pimco.com.sg for more information on income statistics. **Dividends are payable out of the capital of the Fund. As a result capital will be eroded and distributions will be achieved by foregoing the potential for future capital growth and this cycle may continue until all capital is depleted.** PIMCO duration calculation that adjusts the durations of credit securities to account for the potential that in the event of default investors will receive the recovery amount prior to the maturity of the security. Negative allocations may result from derivative positions and unsettled trades and does not imply the fund is short cash, is levered, or that the derivatives are not fully cash backed. Duration is the sensitivity of a fixed income security to a change in interest rates. The longer the duration of a fixed income security, the higher its sensitivity to interest rates. Duration Weighted Exposure (DWE%) is the percentage weight of each sector's contribution to the overall duration of the fund. Morningstar ratings are shown for funds with 4 or 5 star ratings only. Other share classes ratings are either lower or unavailable. A rating is not a recommendation to buy, sell or hold a fund. Copyright © 2023 Morningstar Ltd. All Rights Reserved. The information contained herein: (1) is proprietary to Morningstar and/or its content providers; (2) may not be copied or distributed; and (3) is not warranted to be accurate, complete or timely. Neither Morningstar nor its content providers are responsible for any damages or losses arising from any use of this information. Past performance is no guarantee of future results. Investment involves risk including possible loss of the principal amount invested.

Investment involves risk including possible loss of the principal amount invested. Past performance is not a guarantee or a reliable indicator of future results and no guarantee is being made that similar returns will be achieved in the future. The value of shares of the Fund and the income accruing to them, if any, may fall or rise. Investment returns denominated in non-local currency may be exposed to exchange rate fluctuations. The fund may use or invest in financial derivative instruments and be subject to various risks (including for e.g. liquidity risk, interest rate risk, market risk, credit risk and management risk etc.) associated with such investments in financial derivative instruments. A fund's use of, or investment in, financial derivative instruments involves risks different from, or possibly greater than, the risks associated with investing directly in securities and other traditional investments. Participation in the markets for financial derivative instruments involves investment risks and transaction costs to which a fund may not be subject if such strategies are not used. Investors should consider the investment objectives, risks, charges and expenses carefully before investing. This and other information is contained in the Fund's Singapore Prospectus which is available and can be obtained from our website www.pimco.com.sg, a Fund distributor or the Singapore Representative. Prospective investors should read the Fund's Singapore Prospectus before deciding whether to subscribe for or purchase shares in any of the Funds. Investors may wish to seek advice from a financial adviser before making a commitment to invest and in the event you choose not to seek advice, you should consider whether the investment is suitable for you. PIMCO Funds: Global Investors Series plc is an umbrella type open-ended investment company with variable capital and with segregated liability between Funds incorporated with limited liability under the laws of Ireland with registered number 276928.

PIMCO Funds: Global Investors Series plc has appointed PIMCO Asia Pte Ltd as the Singapore Representative. This document is issued by PIMCO Asia Pte Ltd (8 Marina View, #30-01, Asia Square Tower 1, Singapore 018960, Registration No. 199804652K). This advertisement or publication has not been reviewed by the Monetary Authority of Singapore. No part of this publication may be reproduced in any form, or referred to in any other publication, without express written permission. Unified management fee is a single fixed Management Fee out of which the fees of the Investment Advisers, the Administrator and Custodian shall be paid, and certain other expenses including the fees of Paying Agents (and other local representatives) in jurisdictions where the Funds are registered. PIMCO is a trademark of Allianz Asset Management of America LLC in the United States and throughout the world. © 2023, PIMCO.