

Dynamic Bond Fund (EUR Hedged)

E CLASS ACCUMULATION SHARES

Fund Description

The investment objective of the Fund is to seek maximum long-term return, consistent with preservation of capital and prudent investment management.

The PIMCO Dynamic Bond Fund is benchmark-agnostic multi-sector fixed income strategy with a global opportunity set that seeks to generate potentially attractive risk-adjusted returns. The fund utilizes PIMCO's global secular forecast and an integrated investment process across multiple sectors with a duration that may range from -3 to +8 years.

This fund benefits from broad flexibility to navigate evolving market conditions, offers the potential for attractive risk-adjusted return, and strong diversification within an overall portfolio context.

The Fund may use or invest in financial derivatives.

The fund's broader Investment discretion allows it to tap into credit, interest rate and currency opportunities across global bond sectors and regions. The fund can adjust its risk profile higher or lower to move nimbly across the global bond universe as conditions change, increasing exposures to segments with the most attractive risk-adjusted return potential characteristics

ABOUT THE BENCHMARK

ESTER reflects the wholesale Euro unsecured overnight borrowing costs of banks located in the Euro area. ESTER is published on any day on which the Trans-European Automated Real-time Gross Settlement Express Transfer payment system (or any successor settlement system) is open for the settlement of payments in Euro. ESTER is based on transactions conducted and settled on the previous business day (the reporting date T) with a maturity date of T+1 which are deemed to have been executed at arm's length and thus reflect market rates in an unbiased way.

Unless otherwise stated in the prospectus, the Fund is not managed against a particular benchmark or index, and any reference to a particular benchmark or index in this factsheet is made solely for risk or performance comparison purposes.

Key Facts

	Accumulation
Bloomberg Ticker	PJAEHHA
ISIN	IE00B5B5L056
Sedol	B5B5L05
CUSIP	G70980746
Valoren	10728339
WKN	A0YELX
Inception Date	20/11/2009
Distribution	-
Unified Management Fee	1.80% p.a.
Fund Type	UCITS
Portfolio Manager	Marc Seidner, Mohit Mittal, Daniel J. Ivascyn
Total Net Assets	3.6 (USD in Billions)
Fund Base Currency	USD
Share Class Currency	EUR

Fund Statistics

Effective Duration (yrs)	1.59
Benchmark Duration (yrs)	0.00
Current Yield (%) [⊕]	4.41
Estimated Yield to Maturity (%) [⊕]	5.63
Average Coupon (%)	3.82
Effective Maturity (yrs)	1.19
Average Credit Quality	AA-

MANAGER

PIMCO Global Advisors (Ireland) Limited

INVESTMENT ADVISOR

Pacific Investment Management Company LLC

For questions regarding the PIMCO Funds: Global Investors Series plc, please call +65 6826 7589.

Visit our website for a full menu of products and services at pimco.com.sg

Performance (Net of Fees)

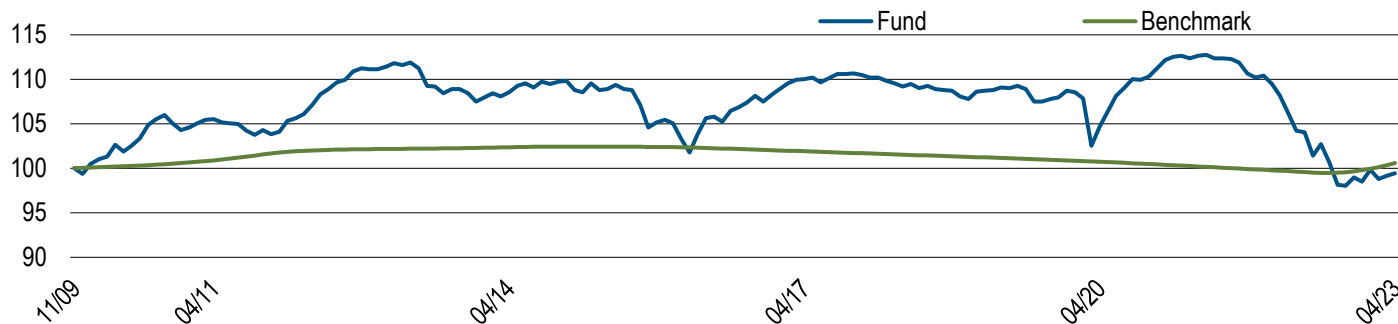


Chart shows performance from the first month-end, rebased to 100, for the E Acc EUR class. **Past Performance is not a guarantee or reliable indicator of future results and no guarantee is being made that similar returns will be achieved in the future.**

Performance (Net of Fees)	1 Mo.	3 Mos.	6 Mos.	1 Yr.	3 Yrs.	5 Yrs.	10 Yrs.	SI
E, Acc (%) ¹	0.28	-0.37	1.43	-4.58	-1.70	-1.85	-1.17	-0.01
Net of 5% Preliminary Charge ²	-4.75	-5.34	-3.63	-9.38	-3.37	-2.84	-1.68	-0.39
Benchmark (%)	0.24	0.64	1.05	0.97	-0.04	-0.19	-0.16	—

Past Performance is not a guarantee or reliable indicator of future results and no guarantee is being made that similar returns will be achieved in the future.

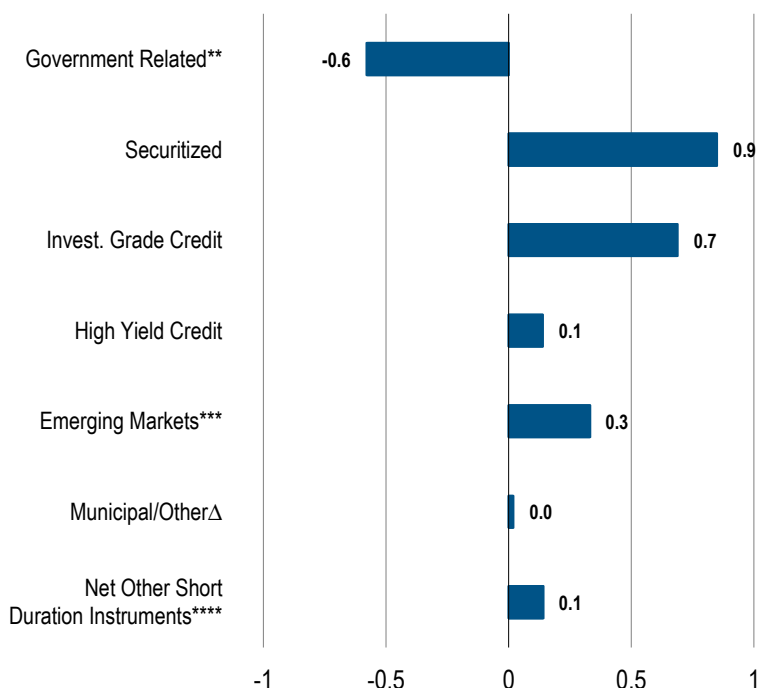
Calendar Year (Net of Fees)	2013	2014	2015	2016	2017	2018	2019	2020	2021	2022	YTD
E, Acc (%) ¹	-3.28	1.22	-3.44	3.03	1.82	-2.21	0.87	3.18	-1.58	-10.76	0.95
Net of 5% Preliminary Charge ²	-8.15	-3.8	-8.25	-2.12	-3.28	-7.1	-4.2	-1.96	-6.5	-15.22	-4.06
Benchmark (%)	0.12	0.15	-0.06	-0.33	-0.37	-0.37	-0.40	-0.49	-0.57	-0.02	0.80

Past performance is not necessarily indicative of future performance. The benchmark is the Inception to June 30, 2021 1 Month Euribor Rate. July 1, 2021 onward ESTR ICE BofA ESTR Overnight Rate index. All periods longer than one year are annualised. SI is the performance since inception. ¹ Performance shown is on a NAV-to-NAV basis in the denominated currency, excluding the preliminary charge and on the assumption that distributions are reinvested, as applicable. ² Performance shown is on a NAV-to-NAV basis in the denominated currency, taking into account the preliminary charge and on the assumption that distributions are reinvested, as applicable. A preliminary charge of up to 5% may or may not be deducted from the subscription amount depending on the distributor from whom you had purchased shares, as such this may not represent actual performance returns. Investment returns denominated in non-local currency may be exposed to exchange rate fluctuations.

Sector Allocation (Duration in Years)

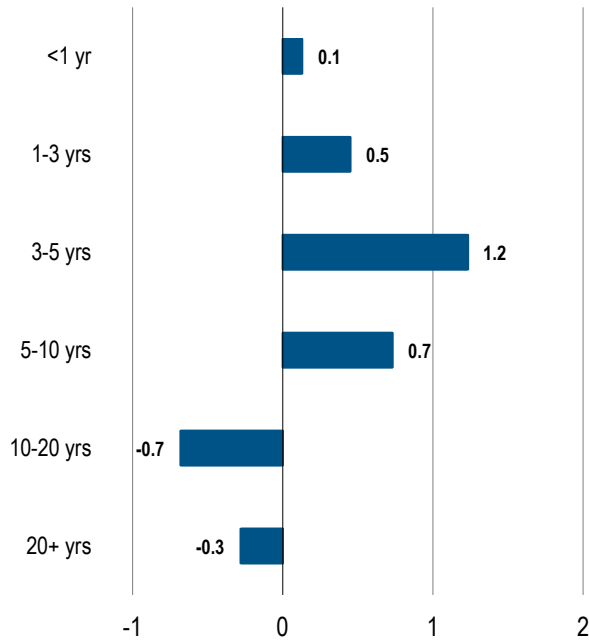
Top 10 Holdings (% Market Value)*

FNMA TBA 3.5% FEB 30YR	3.1
U S TREASURY NOTE	2.3
SOUTH AFRICA (REP) BD SER R186	1.6
FNMA TBA 3.0% FEB 30YR	1.3
FNMA TBA 4.5% FEB 30YR	1.2
FNMA TBA 2.5% FEB 30YR	0.7
LAZARD GROUP LLC SR UNSEC	0.4
NATIONAL BK HUNGARY BILL	0.4
PIM- ASIA STR B-Z USD ACC	0.4
AROUNDTOWN SA SR UNSEC	0.4

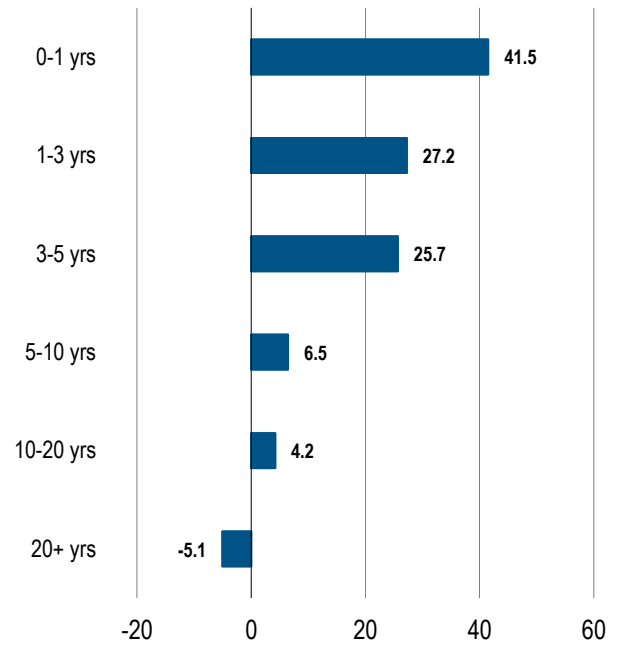


*Top 10 holdings as of 12/31/2022, excluding derivatives.

Duration (in Years)



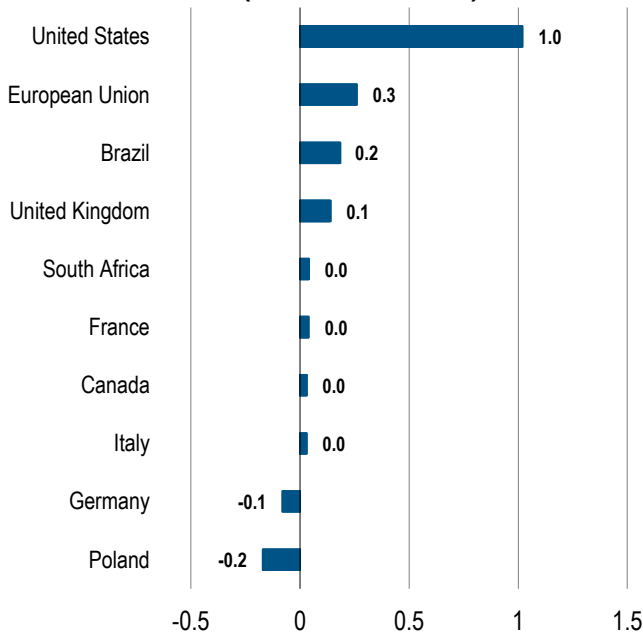
Maturity (% Market Value)



Source: PIMCO

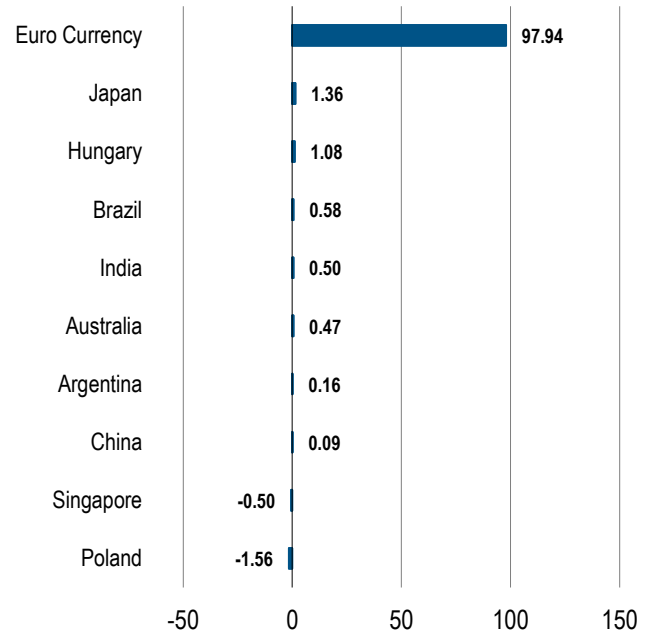
Market Value % may not equal 100 due to rounding.

Top 10 Country Exposure by Currency of Settlement – Fixed Income (Duration in Years)



Countries are categorized by currency of settlement. EMU-member countries reflect the country of exposure for EUR-denominated securities. Europe represents European Union instruments that cannot be separated by specific country.

Top 10 Currency Exposure (% Market Value)



Countries are categorized by currency of settlement. EMU-member countries reflect the country of exposure for EUR-denominated securities. Europe represents European Union instruments that cannot be separated by specific country.

ⒺPIMCO calculates a Fund's Estimated Yield to Maturity by averaging the yield to maturity of each security held in the Fund on a market weighted basis. PIMCO sources each security's yield to maturity from PIMCO's Portfolio Analytics database. When not available in PIMCO's Portfolio Analytics database, PIMCO sources the security's yield to maturity from Bloomberg. When not available in either database, PIMCO will assign a yield to maturity for that security from a PIMCO matrix based on prior data. The source data used in such circumstances is a static metric and PIMCO makes no representation as to the accuracy of the data for the purposes of calculating the Estimated Yield to Maturity. The Estimated Yield to Maturity is provided for illustrative purposes only and should not be relied upon as a primary basis for an investment decision and should not be interpreted as a guarantee or prediction of future performance of the Fund or the likely returns of any investment. Source: PIMCO, index provider for benchmark data. Differences in the Fund's performance versus the index and related attribution information with respect to particular categories of securities or individual positions may be attributable, in part, to differences in the pricing methodologies used by the Fund and the index. **Except for performance, statistics and breakdowns shown are for the fund and are not specific to the share class.** ^AWhere permitted by the investment guidelines stated in the portfolios offering documents, "other" may include exposure to, convertibles, preferred, common stock, equity-related securities, and Yankee bonds. Dividend is not guaranteed. Past distributions are not necessarily indicative of future trends, which may be lower. A positive distribution yield does not imply a positive return. Data does not include special cash dividends. Distribution payments of the Fund where applicable, may at the sole discretion of the Fund, be made out of either income and/ or capital of the Fund. In the case of the Fund, the Fund may at its discretion pay dividends out of capital which may result in an immediate reduction of the Fund's NAV per share. In the case of Income II Shares, the Fund may at its discretion pay dividends out of capital as well as take into account the yield differential arising from share class currency hedging (which constitutes a distribution from capital). The management and other fees payable by the Income II Shares may also be charged to the capital of the Income II Shares, resulting in an increase in distributable income available for the payment of dividends and therefore, the Income II Shares may effectively pay dividends out of capital. This may result in an immediate reduction of the NAV per share for the Income II Shares. Please refer to www.pimco.com.sg for more information on income statistics. PIMCO duration calculation that adjusts the durations of credit securities to account for the potential that in the event of default investors will receive the recovery amount prior to the maturity of the security. ^{****}Net Other Short Duration Instruments includes securities and other instruments (except instruments tied to emerging markets by country of risk) with an effective duration less than one year and rated investment grade or higher or, if unrated, determined by PIMCO to be of comparable quality, commingled liquidity funds, uninvested cash, interest receivables, net unsettled trades, broker money, short duration derivatives and derivatives offsets. With respect to certain categories of short duration securities, the Adviser reserves the discretion to require a minimum credit rating higher than investment grade for inclusion in this category. Derivatives Offsets includes offsets associated with investments in futures, swaps and other derivatives. Such offsets may be taken at the notional value of the derivative position. ^{***}Short duration emerging markets instruments includes an emerging market security or other instrument economically tied to an emerging market country by country of risk with an effective duration less than one year and rated investment grade or higher or if unrated, determined to be similar quality by PIMCO. Emerging Markets includes the value of short duration emerging markets instruments previously reported in another category. ^{**}May include nominal and inflation-protected Treasuries, Treasury futures and options, agencies, FDIC-guaranteed and government-guaranteed corporate securities, and interest rate swaps. Negative allocations may result from derivative positions and unsettled trades and does not imply the fund is short cash, is levered, or that the derivatives are not fully cash backed. Duration is the sensitivity of a fixed income security to a change in interest rates. The longer the duration of a fixed income security, the higher its sensitivity to interest rates. Duration Weighted Exposure (DWE%) is the percentage weight of each sector's contribution to the overall duration of the fund. Morningstar ratings are shown for funds with 4 or 5 star ratings only. Other share classes ratings are either lower or unavailable. A rating is not a recommendation to buy, sell or hold a fund. Copyright © 2023 Morningstar Ltd. All Rights Reserved. The information contained herein: (1) is proprietary to Morningstar and/or its content providers; (2) may not be copied or distributed; and (3) is not warranted to be accurate, complete or timely. Neither Morningstar nor its content providers are responsible for any damages or losses arising from any use of this information. Past performance is no guarantee of future results. Investment involves risk including possible loss of the principal amount invested.

Investment involves risk including possible loss of the principal amount invested. Past performance is not a guarantee or a reliable indicator of future results and no guarantee is being made that similar returns will be achieved in the future. The value of shares of the Fund and the income accruing to them, if any, may fall or rise. Investment returns denominated in non-local currency may be exposed to exchange rate fluctuations. The fund may use or invest in financial derivative instruments and be subject to various risks (including for e.g. liquidity risk, interest rate risk, market risk, credit risk and management risk etc.) associated with such investments in financial derivative instruments. A fund's use of, or investment in, financial derivative instruments involves risks different from, or possibly greater than, the risks associated with investing directly in securities and other traditional investments. Participation in the markets for financial derivative instruments involves investment risks and transaction costs to which a fund may not be subject if such strategies are not used. Investors should consider the investment objectives, risks, charges and expenses carefully before investing. This and other information is contained in the Fund's Singapore Prospectus which is available and can be obtained from our website www.pimco.com.sg, a Fund distributor or the Singapore Representative. Prospective investors should read the Fund's Singapore Prospectus before deciding whether to subscribe for or purchase shares in any of the Funds. Investors may wish to seek advice from a financial adviser before making a commitment to invest and in the event you choose not to seek advice, you should consider whether the investment is suitable for you. PIMCO Funds: Global Investors Series plc is an umbrella type open-ended investment company with variable capital and with segregated liability between Funds incorporated with limited liability under the laws of Ireland with registered number 276928.

PIMCO Funds: Global Investors Series plc has appointed PIMCO Asia Pte Ltd as the Singapore Representative. This document is issued by PIMCO Asia Pte Ltd (8 Marina View, #30-01, Asia Square Tower 1, Singapore 018960, Registration No. 199804652K). This advertisement or publication has not been reviewed by the Monetary Authority of Singapore. No part of this publication may be reproduced in any form, or referred to in any other publication, without express written permission. Unified management fee is a single fixed Management Fee out of which the fees of the Investment Advisers, the Administrator and Custodian shall be paid, and certain other expenses including the fees of Paying Agents (and other local representatives) in jurisdictions where the Funds are registered. PIMCO is a trademark of Allianz Asset Management of America LLC in the United States and throughout the world. © 2023, PIMCO.