

Inflation Multi-Asset Fund

E CLASS ACCUMULATION SHARES

Fund Description

The investment objective of the Fund is to preserve the real value of capital through prudent investment management. The Fund will be managed actively and will predominantly invest in a diversified portfolio of inflation-related assets.

The Inflation Multi-Asset Fund is a comprehensive real return asset allocation solution designed to hedge global inflation risks while targeting enhanced after inflation return. It invests actively in global inflation-linked bonds, commodities, emerging market (EM) currencies, real estate and gold. In addition, tail risk hedging strategies are used to limit the impact of periodic market stresses that may affect inflation-related assets.

The potential benefits of the Inflation Multi-Asset Fund include:

- * Strategic allocation to a comprehensive set of real assets, enhanced by active management of these assets.
- * Portfolio diversification relative to a traditional portfolio comprising stocks and bonds
- * Robust risk diversification and management, including strategies to explicitly hedge against systemic market risks

The Fund may use or invest in financial derivatives.

The fund combines top-down macroeconomic views from PIMCO's Global Investment Committee and Asset Allocation Committee with bottom-up relative value ideas from the specialist Real Return team

ABOUT THE BENCHMARK

The benchmark is a blend of 45% Bloomberg Global Inflation Linked 1-30yrs Index (USD hedged), 15% JPMorgan Emerging Local Markets Index Plus (Unhedged), 20% Bloomberg Commodity Total Return Index, 10% FTSE NAREIT Global Real Estate Developed Total Return Index (USD unhedged) and 10% Bloomberg Gold Subindex Total Return Index (USD Hedged). The Bloomberg Global Inflation Linked 1-30yrs Index measures the performance of the major developed market government inflation-linked bond markets. It is market capitalization weighted and includes maturities up to 30 years.

JPMorgan Emerging Local Markets Index Plus tracks total returns for local currency-denominated money market instruments in 24 emerging markets countries. The Bloomberg Commodity Total Return Index reflects the return on fully collateralized positions in the underlying commodity futures of a number of physical commodities. The index is designed to be a highly liquid and diversified benchmark for commodities as an asset class. The FTSE NAREIT Global Real Estate Developed Total Return Index is a free-float adjusted, market capitalization-weighted index designed to track the performance of listed real estate companies worldwide. The Bloomberg Gold Subindex Total Return Index reflects the return on fully collateralized positions in the underlying commodity futures. It is not possible to invest in an unmanaged index

Unless otherwise stated in the prospectus, the Fund is not managed against a particular benchmark or index, and any reference to a particular benchmark or index in this factsheet is made solely for risk or performance comparison purposes.

Key Facts

	Accumulation
Bloomberg Ticker	PIMISEA
ISIN	IE00B8JZPJ59
Sedol	B8JZPJ5
CUSIP	G7112M575
Valoren	20663888
WKN	A1KCVF
Inception Date	14/02/2013
Distribution	-
Unified Management Fee	1.69% p.a.
Fund Type	UCITS
Portfolio Manager	Greg Sharenow, Lorenzo Pagani, Daniel He, Emmanuel Sharef
Total Net Assets	355.2 (USD in Millions)
Fund Base Currency	USD
Share Class Currency	USD

Fund Statistics

Effective Duration (yrs)	2.89
Current Yield (%) [⊕]	1.79
Estimated Yield to Maturity (%) [⊕]	4.48
Average Coupon (%)	2.01
Average Credit Quality	AA

MANAGER

PIMCO Global Advisors (Ireland) Limited

INVESTMENT ADVISOR

Pacific Investment Management Company LLC

For questions regarding the PIMCO Funds: Global Investors Series plc, please call +65 6826 7589.

Visit our website for a full menu of products and services at pimco.com.sg

Performance (Net of Fees)

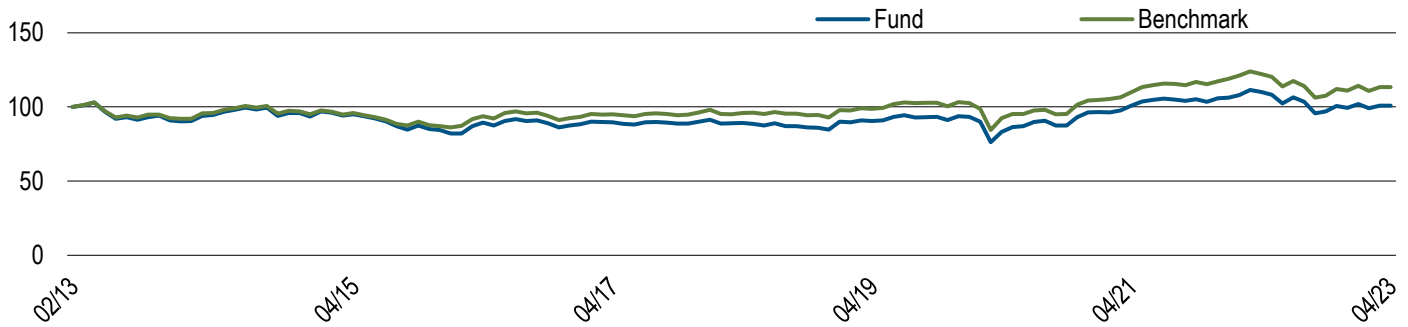


Chart shows performance from the first month-end, rebased to 100, for the E Acc USD class. **Past Performance is not a guarantee or reliable indicator of future results and no guarantee is being made that similar returns will be achieved in the future.**

Performance (Net of Fees)	1 Mo.	3 Mos.	6 Mos.	1 Yr.	3 Yrs.	5 Yrs.	10 Yrs.	SI
E, Acc (%) ¹	—	-1.08	3.93	-8.39	6.68	2.46	-0.22	0.04
Net of 5% Preliminary Charge ²	-5.01	-5.99	-1.28	-13.00	4.85	1.41	-0.73	-0.47
Benchmark (%)	0.08	-0.79	5.56	-7.12	7.07	3.41	0.97	—

Past Performance is not a guarantee or reliable indicator of future results and no guarantee is being made that similar returns will be achieved in the future.

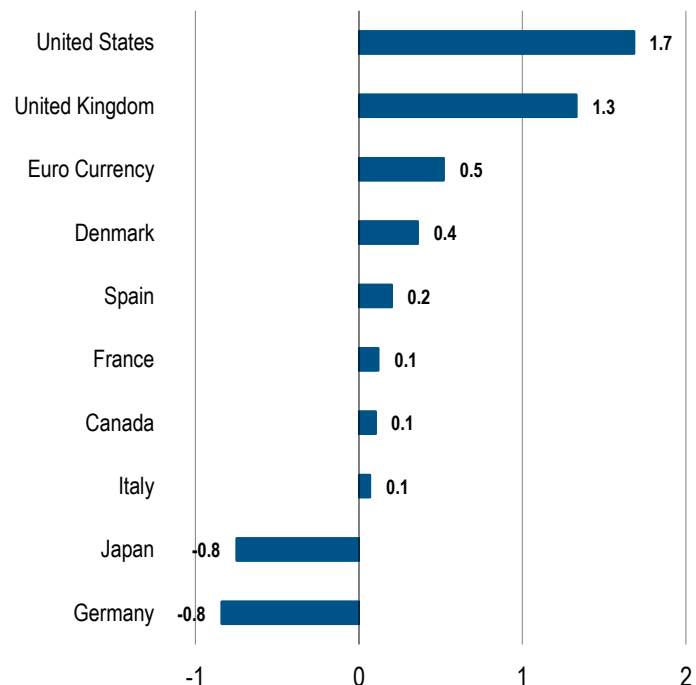
Calendar Year (Net of Fees)	2014	2015	2016	2017	2018	2019	2020	2021	2022	YTD
E, Acc (%) ¹	3.56	-9.77	3.69	2.87	-5.80	10.66	2.68	9.91	-6.07	1.41
Net of 5% Preliminary Charge ²	-1.59	-14.29	-1.47	-2.29	-10.5	5.18	-2.44	4.46	-10.73	-3.65
Benchmark (%)	3.40	-8.51	6.11	4.43	-3.66	11.12	1.14	12.32	-5.31	2.17

Past performance is not necessarily indicative of future performance. The benchmark is the Inception to 3/31/17 45% Gbl Adv ILB Index, 30% FTSE NAREIT Gbl Real Estate Dev REITS Only Index, 15% BBG Com TR Index, 10% BBG Gold TR Index (USD Unhedged). 4/1/17 45% BBG Gbl IL 1-30yrs Index, 15% BBG EM Gov ILB Index, 10% BBG Com TR Index, 10% FTSE NAREIT Gbl RE Dev TR Index, 15% Alerian MLP TR Index, 5% BBG Gold Subindex TR (USD Unhgd). 4/13/22 45%ILB 20%Cmdty 15%EMFX 10%REIT 10%Gold USD All periods longer than one year are annualised. SI is the performance since inception. ¹ Performance shown is on a NAV-to-NAV basis in the denominated currency, excluding the preliminary charge and on the assumption that distributions are reinvested, as applicable. ² Performance shown is on a NAV-to-NAV basis in the denominated currency, taking into account the preliminary charge and on the assumption that distributions are reinvested, as applicable. A preliminary charge of up to 5% may or may not be deducted from the subscription amount depending on the distributor from whom you had purchased shares, as such this may not represent actual performance returns. Investment returns denominated in non-local currency may be exposed to exchange rate fluctuations.

Top 10 Country Exposure (Duration in Years)

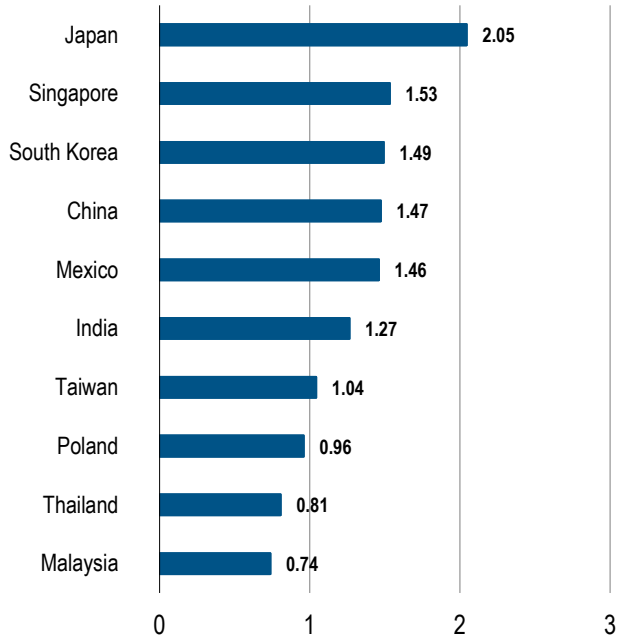
Top 10 Holdings (% Market Value)*

U S TREASURY INFLATE PROT BD	8.1
FNMA TBA 4.0% JAN 30YR	3.5
JAPANESE GOVT BOND (ILB) #24	3.2
U S TREASURY INFLATE PROT BD	3.1
SPANISH GOVT BD I/L	2.8
U S TREASURY INFLATE PROT BD	2.8
U S TREASURY INFLATE PROT BD	2.7
U S TREASURY INFLATE PROT BD	2.5
U S TREASURY INFLATE PROT BD	2.1
JAPANESE GOVT BOND (ILB) #23	1.9

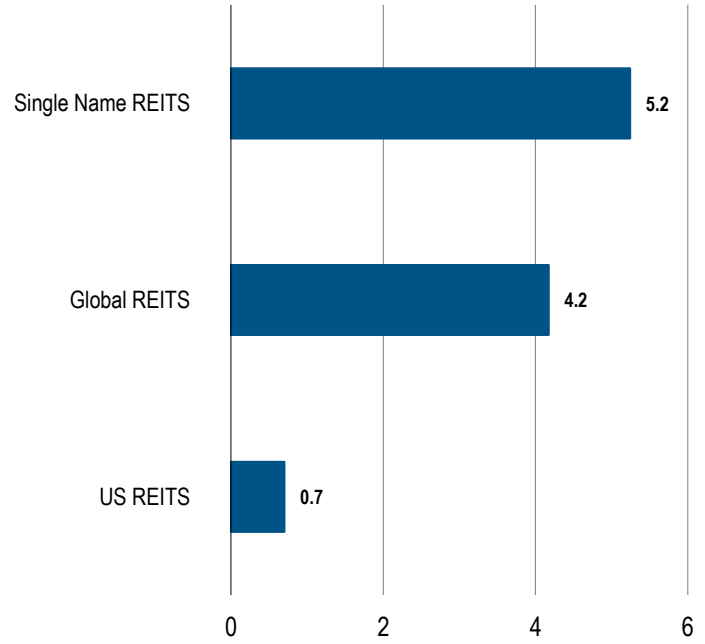


*Top 10 holdings as of 12/31/2022, excluding derivatives.

Top 10 Currency Exposure (% Market Value)

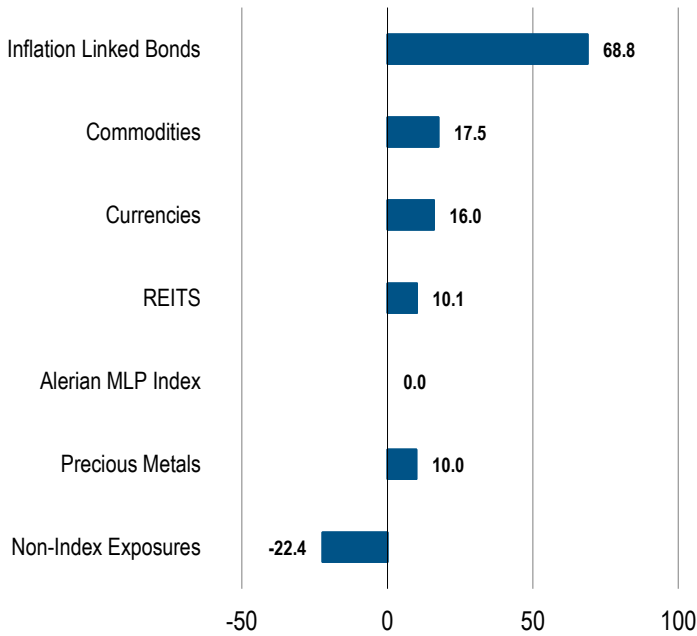


REIT Exposure (% Market Value)

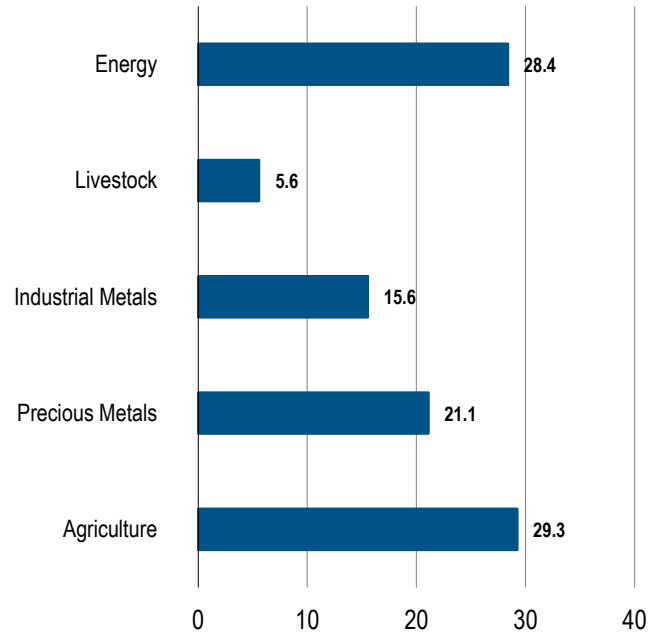


Market Value % may not equal 100 due to rounding.
Source: PIMCO

Sector Allocation (% Market Value)



Commodity Exposure (% Market Value)



Market Value % may not equal 100 due to rounding.
Source: Bloomberg

ⒺPIMCO calculates a Fund's Estimated Yield to Maturity by averaging the yield to maturity of each security held in the Fund on a market weighted basis. PIMCO sources each security's yield to maturity from PIMCO's Portfolio Analytics database. When not available in PIMCO's Portfolio Analytics database, PIMCO sources the security's yield to maturity from Bloomberg. When not available in either database, PIMCO will assign a yield to maturity for that security from a PIMCO matrix based on prior data. The source data used in such circumstances is a static metric and PIMCO makes no representation as to the accuracy of the data for the purposes of calculating the Estimated Yield to Maturity. The Estimated Yield to Maturity is provided for illustrative purposes only and should not be relied upon as a primary basis for an investment decision and should not be interpreted as a guarantee or prediction of future performance of the Fund or the likely returns of any investment. Source: PIMCO, index provider for benchmark data. Differences in the Fund's performance versus the index and related attribution information with respect to particular categories of securities or individual positions may be attributable, in part, to differences in the pricing methodologies used by the Fund and the index. ^ΔWhere permitted by the investment guidelines stated in the portfolios offering documents, "other" may include exposure to, convertibles, preferred, common stock, equity-related securities, and Yankee bonds. Dividend is not guaranteed. Past distributions are not necessarily indicative of future trends, which may be lower. A positive distribution yield does not imply a positive return. Data does not include special cash dividends. Distribution payments of the Fund where applicable, may at the sole discretion of the Fund, be made out of either income and/ or capital of the Fund. In the case of the Fund and the Income II Shares, the Fund may at its discretion pay dividends out of capital and charge management fees to capital, thereby resulting in an increase in distributable income available for the payment of dividends by the Fund/Income II Shares and therefore, the Fund / Income II shares may effectively pay dividends out of capital. In the case of Income II Shares, the Fund may also charge other fees to capital and also take into account the yield differential arising from share class currency hedging (which constitutes a distribution from capital). This may result in an immediate reduction of the NAV per share for the Fund and the Income II Shares. Please refer to www.pimco.com.sg for more information on income statistics. PIMCO duration calculation that adjusts the durations of credit securities to account for the potential that in the event of default investors will receive the recovery amount prior to the maturity of the security. Negative allocations may result from derivative positions and unsettled trades and does not imply the fund is short cash, is levered, or that the derivatives are not fully cash backed. Duration is the sensitivity of a fixed income security to a change in interest rates. The longer the duration of a fixed income security, the higher its sensitivity to interest rates. Duration Weighted Exposure (DWE%) is the percentage weight of each sector's contribution to the overall duration of the fund. Morningstar ratings are shown for funds with 4 or 5 star ratings only. Other share classes ratings are either lower or unavailable. A rating is not a recommendation to buy, sell or hold a fund. Copyright © 2023 Morningstar Ltd. All Rights Reserved. The information contained herein: (1) is proprietary to Morningstar and/or its content providers; (2) may not be copied or distributed; and (3) is not warranted to be accurate, complete or timely. Neither Morningstar nor its content providers are responsible for any damages or losses arising from any use of this information. Past performance is no guarantee of future results. Investment involves risk including possible loss of the principal amount invested.

Investment involves risk including possible loss of the principal amount invested. Past performance is not a guarantee or a reliable indicator of future results and no guarantee is being made that similar returns will be achieved in the future. The value of shares of the Fund and the income accruing to them, if any, may fall or rise. Investment returns denominated in non-local currency may be exposed to exchange rate fluctuations. The fund may use or invest in financial derivative instruments and be subject to various risks (including for e.g. liquidity risk, interest rate risk, market risk, credit risk and management risk etc.) associated with such investments in financial derivative instruments. A fund's use of, or investment in, financial derivative instruments involves risks different from, or possibly greater than, the risks associated with investing directly in securities and other traditional investments. Participation in the markets for financial derivative instruments involves investment risks and transaction costs to which a fund may not be subject if such strategies are not used. Investors should consider the investment objectives, risks, charges and expenses carefully before investing. This and other information is contained in the Fund's Singapore Prospectus which is available and can be obtained from our website www.pimco.com.sg, a Fund distributor or the Singapore Representative. Prospective investors should read the Fund's Singapore Prospectus before deciding whether to subscribe for or purchase shares in any of the Funds. Investors may wish to seek advice from a financial adviser before making a commitment to invest and in the event you choose not to seek advice, you should consider whether the investment is suitable for you. PIMCO Funds: Global Investors Series plc is an umbrella type open-ended investment company with variable capital and with segregated liability between Funds incorporated with limited liability under the laws of Ireland with registered number 276928.

PIMCO Funds: Global Investors Series plc has appointed PIMCO Asia Pte Ltd as the Singapore Representative. This document is issued by PIMCO Asia Pte Ltd (8 Marina View, #30-01, Asia Square Tower 1, Singapore 018960, Registration No. 199804652K). This advertisement or publication has not been reviewed by the Monetary Authority of Singapore. No part of this publication may be reproduced in any form, or referred to in any other publication, without express written permission. Unified management fee is a single fixed Management Fee out of which the fees of the Investment Advisers, the Administrator and Custodian shall be paid, and certain other expenses including the fees of Paying Agents (and other local representatives) in jurisdictions where the Funds are registered. PIMCO is a trademark of Allianz Asset Management of America LLC in the United States and throughout the world. © 2023, PIMCO.