

# Allianz Europe Equity Growth Select

Allianz Global Investors Fund  
AT



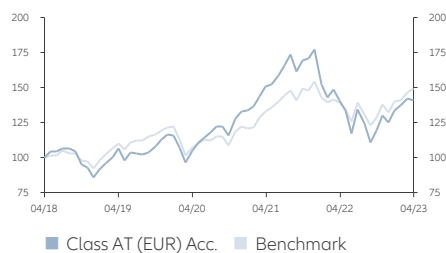
Morningstar Sustainability Rating™

## Investment Objective

The Fund aims at long-term capital growth by investing in equity markets in Europe, with a focus on growth stocks of large market capitalization companies.

## Performance Overview

### Indexed Performance over 5 Years (Bid-Bid)

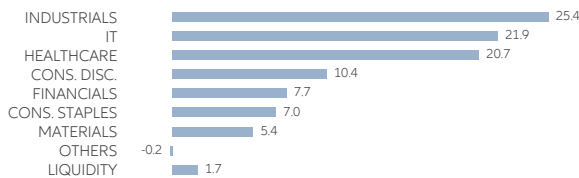


Performance History	Year to Date	1 Month	3 Months	6 Months	1 Year	3 Years (p.a.)	5 Years (p.a.)	Since Inception (p.a.)
Bid-Bid (%)	12.72	-0.76	5.32	18.20	0.32	10.49	7.08	7.82
Offer-Bid <sup>3</sup> (%)	7.09	-5.72	0.05	12.29	-4.69	8.61	5.99	7.27
Benchmark (%)	13.11	2.11	6.57	16.41	7.46	11.80	8.36	7.48

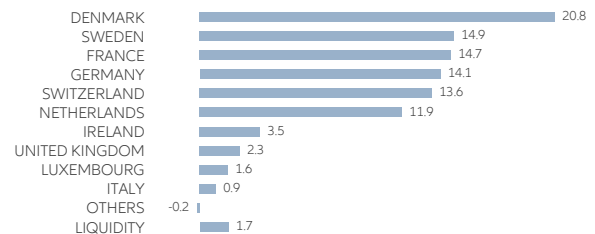
Risk / Return Ratios	3 Years	5 Years
Sharpe Ratio	0.42	0.26
Volatility	22.13%	20.80%
Tracking Error	9.16%	8.33%
Information Ratio	-0.14	-0.15

## Portfolio Analysis

### Sector Allocation (%)



### Country/Location Allocation (%)



Top 10 Holdings (Country/Location) <sup>4</sup>	Sector	%
NOVO NORDISK A/S-B (DK)	HEALTHCARE	9.1
ASML HOLDING NV (NL)	IT	8.5
DSV A/S (DK)	INDUSTRIALS	7.1
LVMH MOET HENNESSY LOUIS VUI (FR)	CONS. DISC.	5.8
INFINEON TECHNOLOGIES AG (DE)	IT	4.5
SIKA AG-REG (CH)	MATERIALS	4.5
L'OREAL (FR)	CONS. STAPLES	3.9
ATLAS COPCO AB-A SHS (SE)	INDUSTRIALS	3.5
ADYEN NV (NL)	FINANCIALS	3.4
ASSA ABLOY AB-B (SE)	INDUSTRIALS	3.3
<b>Total</b>		<b>53.6</b>

## Fund Details

	Class AT (EUR) Acc.	Class AT (H2-SGD) Acc.	Class AT (H2-USD) Acc.
Official benchmark	S&P Europe LargeCap Growth Net Total Return		
Fund Manager	Thorsten Winkelmann, Giovanni Trombello		
Fund Size <sup>5</sup>	EUR 1,210.05m		
Base Currency	EUR		
Number of Holdings	34		
SFDR Category <sup>6</sup>	Article 8		
Initial Fee	Up to 5%	Up to 5%	Up to 5%
Eligible Investment Scheme <sup>7</sup>	SRS	SRS	SRS
All-in-Fee <sup>8</sup>	1.80% p.a.	1.80% p.a.	1.80% p.a.
Total Expense Ratio <sup>9</sup>	1.85%	1.85%	1.85%
Unit NAV	EUR 212.22	SGD 16.5815	USD 17.392
Inception Date	02/05/2013	13/03/2015	13/03/2015
Dividend Frequency	N/A	N/A	N/A
ISIN Code	LU0920839346	LU0920783379	LU0920840948
Bloomberg Ticker	ALZEGAT LX	ALAH2SG LX	ALZEAHU LX
<b>Cumulative Returns (%)</b>			
Year to Date	12.72	13.26	13.60
1 Year	0.32	2.86	4.39
3 Years	34.85	40.52	44.21
5 Years	40.79	51.85	58.69
Since Inception	112.22	65.82	73.92
<b>Annualised Returns (%)</b>			
3 Years (p.a.)	10.49	12.02	12.99
5 Years (p.a.)	7.08	8.71	9.68
Since Inception (p.a.)	7.82	6.42	7.04

Source: All fund data quoted are Allianz Global Investors/IDS GmbH/Morningstar, as at 30/04/2023, unless stated otherwise. Performance returns for periods over one year are annualised. Fund performance is calculated in the respective fund currency with net income and dividends reinvested. Investment returns are denominated in the respective base currency of the fund. SGD based investors are exposed to non-SGD foreign exchange fluctuations.

- 1) Source: Morningstar, as at 31/03/2023. Copyright © 2023 Morningstar Asia Limited ("Morningstar"). All Rights Reserved. The information contained herein: (1) is proprietary to Morningstar and/or its content providers; (2) may not be copied or distributed; and (3) is not warranted to be accurate, complete or timely. Neither Morningstar nor its content providers are responsible for any damages or losses arising from any use of this information. Past performance is no guarantee of future results.
- 2) Source: Morningstar, as at 31/03/2023. Morningstar Sustainability Rating is analyzed out of Europe Equity Large Cap funds as of 31/03/2023 and based on 99% of the Fund's AUM. Data is based on long positions only. Historical Sustainability Score as of 31/03/2023. Sustainability Rating as of 31/03/2023. Sustainability provides company-level analysis used in the calculation of Morningstar's Sustainability Score.
- 3) "Offer-Bid" performance data takes into account up to 5.00% of the initial fee of the investment.
- 4) The information is provided for illustrative purposes only to demonstrate the Fund's investment strategy, it should not be considered a recommendation to purchase or sell any particular security or strategy or an investment advice. There is no assurance that any securities discussed herein will remain in the Fund at the time you receive this document. Past performance is not indicative of future results. While best efforts are used in compiling the information, Allianz Global Investors and its affiliated entities expressly assumes no warranty of any kind, actual or implied, for the accuracy, completeness and timeliness of the information.
- 5) The Fund size quoted includes all share classes of the Fund.
- 6) EU Sustainable Finance Disclosure Regulation. Information is accurate at time of publishing.
- 7) Investment using Supplementary Retirement Scheme ("SRS") monies is only applicable to investors in Singapore.
- 8) The All-in-Fee includes the expenses previously called management and administration fees.
- 9) Total Expense Ratio (TER): Total cost (except transaction costs) charged to the Fund during the last financial year expressed as a ratio of the Fund's average NAV. For share classes that have been inceptioned for less than one year as at close of the last financial year (please refer to the Inception Date in the Fund Details table), the TER will be annualised. For share classes inceptioned after the close of the last financial year, the TER will be reflected as N/A.

Information herein is based on sources we believe to be accurate and reliable as at the date it was made. We reserve the right to revise any information herein at any time without notice. No offer or solicitation to buy or sell securities and no investment advice or recommendation is made herein. In making investment decisions, investors should not rely solely on this publication but should seek independent professional advice. However, if you choose not to seek professional advice, you should consider the suitability of the product for yourself. Past performance of the fund manager(s) and the fund is not indicative of future performance. Prices of units in the Fund and the income from them, if any, may fall as well as rise and cannot be guaranteed. Distribution payments of the Fund, where applicable, may at the sole discretion of the Manager, be made out of either income and/or net capital gains or capital of the Fund. As a result, it may reduce the Fund's net asset value. The dividend yields and payouts are not guaranteed and might change depending on the market conditions or at the Manager's discretion. Investment involves risks including the possible loss of principal amount invested and risks associated with investment in emerging and less developed markets. The Fund may invest in financial derivative instruments and/or structured products and be subject to various risks (including counterparty, liquidity, credit and market risks etc.). Past performance, or any prediction, projection or forecast, is not indicative of future performance. Investors should read the Prospectus obtainable from Allianz Global Investors Singapore Limited or any of its appointed distributors for further details including the risk factors, before investing. This publication has not been reviewed by the Monetary Authority of Singapore (MAS). MAS authorization/recognition is not a recommendation or endorsement. The issuer of this publication is Allianz Global Investors Singapore Limited (79 Robinson Road, #09-03, Singapore 068897, Company Registration No. 199907169Z). Admaster ID: 2825206